


STAR EXPORT HOUSE
Recognised by Govt. of India

 **Eastman**[®]
to help you work better...



 **Tools**
for **PROFESSIONAL**
PEOPLE



BSCI - Certified Company

AN IMS & GS CERTIFIED COMPANY

ISO 9001:2015



ISO 14001:2015



ISO 45001:2018



Our Satisfied O.E.M Customers





RATCHET SPANNER

E-2257

STRAIGHT

CHROME
VANADIUM
STEEL

MIRROR
POLISHED
SURFACE

HARDNESS
39~48 HRC

**new
Launch**

SIZE (in mm)	LENGTH (in mm)	INNER BOX (qty.)	OUTER BOX (qty.)
8	150	10	320
9	155	10	320
10	160	10	240
11	165	10	240
12	170	10	160
13	180	10	160
14	190	10	120
15	200	10	120
16	210	10	90
17	220	10	90
18	230	10	80
19	240	10	80
22	270	8	48

SET No.	HANGER PACKING	UNIT	INNER BOX (qty.)	OUTER BOX (qty.)
60M	Set of 6 Pcs. (8,10, 12, 13, 14, 17)	SET	8	48
80M	Set of 8 Pcs. (8-11, 13, 14, 17, 19)	SET	8	32
120M	Set of 12 Pcs. (8-19)	SET	3	18

1st TIME
from **INDIA**
on **TAIWAN** Machines



72 TEETH
RATCHETING
RING





JUMBO SIZE

E-2004

To Order

CONFORMING TO DIN

CRV STEEL

FULL POLISHED

BRIGHT CHROME/SATIN

BLACK FINISH

SIZE (in mm)	LENGTH (in mm)	WEIGHT (in grams)	INNER BOX (qty.)	OUTER BOX (qty.)
34mm	375	676	5	20
35mm	375	683	5	20
36mm	395	835	5	20
38mm	395	832	5	20
40mm	440	1182	5	20
41mm	440	1200	5	20
42mm	475	1417	1	10
44mm	475	1448	1	10
46mm	515	1870	1	10
48mm	550	2197	1	10
50mm	550	2222	1	10

SET No.	SETS	UNIT	Inner Box (Qty.)	Outer Box (Qty.)
61M	Set of 6 Pcs. (34, 36, 38, 41, 46, 50)	SET	2	4
100M	Set of 10 Pcs. (36 - 50)	SET	1	2
110M	Set of 11 Pcs. (34 - 50)	SET	1	2

SIZE SAE	LENGTH (in mm)	WEIGHT (in grams)	INNER BOX (qty.)	OUTER BOX (qty.)
1-5/16"	375	777	5	20
1-3/8"	375	776	5	20
1-7/16"	395	879	5	20
1-1/2"	395	839	5	20
1-5/8"	440	1254	5	20
1-11/16"	475	1206	1	10
1-3/4"	475	1760	1	10
1-13/16"	515	1696	1	10
1-7/8"	515	2176	1	10
2"	550	2132	1	10

SET No.	SETS	UNIT	Inner Box (Qty.)	Outer Box (Qty.)
62M	6 Pcs. Set (3/8" - 11/16")	SET	2	4
100M	10 Pcs. Set (5/16" - 2")	SET	1	2
110M	11 Pcs. Set (1/4" - 7/8")	SET	1	2

PACKING



PACKING





L HANDLE

E-2211

CHROME VANADIUM

MIRROR FINISH

CHROME PLATED

SIZE	SIZE (inch)	LENGTH (in mm)	WEIGHT (in grams)	INNER BOX (qty.)	OUTER BOX (qty.)
1/2"	8"	215±5	0.390	6	36
1/2"	10"	260±5	0.460	6	36
1/2"	12"	315±5	0.550	6	36
1/2"	18"	460±5	0.995	6	12
3/4"	18"	485±5	1.425	6	12



PACKING



3/4 SQ. DRIVE HEX SOCKETS-CRV

E-2221

CHROME VANADIUM

MIRROR FINISH

CHROME PLATED



SIZE (mm)	INNER BOX (qty.)	OUTER BOX (qty.)	SIZE (mm)	INNER BOX (qty.)	OUTER BOX (qty.)
22	5	50	34	2	36
24	5	50	36	2	36
27	5	50	38	2	36
28	2	48	41	1	36
29	2	36	46	1	36
30	2	36	50	1	24
32	2	36	55	1	24
33	2	36	60	1	24

SLIDING T-BAR

E-2210

CHROME VANADIUM

MIRROR FINISH

CHROME PLATED

SIZE	SIZE (inch)	LENGTH (in mm)	WEIGHT (in grams)	INNER BOX (qty.)	OUTER BOX (qty.)
1/2"	10"	260±5	0.380	6	48
1/2"	12"	305±5	0.440	6	36
1/2"	18"	455±5	1.380	6	36
3/4"	18"	455±5	1.380	6	36

FLARE NUT WRENCH


E-2104

CRV STEEL

FULL POLISHED

BRIGHT CHROME/
SATIN

SIZE (mm)	S.A.E Size	SIZE (mm)	S.A.E Size	SIZE (mm)	S.A.E Size
6x8	1/4x5/16"	11x13		19x21	3/4x13/16"
8x10	5/16x3/8"	13x14	1/2x9/16"	19x22	
9x11		14x17		22x25	7/8x1"
10x11	3/8x7/16"	15x17	5/8x11/16"		
10x12		16x18	5/8x3/4"		



PACKING





WHEEL SPANNER

E-2010

- To Order
- SELECTED CARBON
 - BRIGHT CHROME ZINC/BLACK PHOSPHATED/BLACK POWDER COATED
 - BRIGHT CHROME

SIZE (Inch) Without Tommy Bar	LENGTH (in mm)	WEIGHT (in grams)	INNER BOX (qty.)	OUTER BOX (qty.)
24x27	350	1.450	1	6
27x27	360	1.560	1	6
27x30	365	1.640	1	6
27x32	370	1.860	1	6
27x33	375	1.950	1	6
30x30	385	1.900	1	6
30x32	390	2.050	1	6
30x33	395	2.110	1	6
32x32	400	2.150	1	6
32x33	405	2.350	1	6
19x41	405	2.350	1	6

L TYPE SPANNER

E-2011

- To Order
- WITH OR WITHOUT LEVER
 - CARBON STEEL
 - MATT FINISH / POLISH
 - BRIGHT CHROME/ ZINC / BLACK OR POWDER COATED

SIZE (mm)	Inner Box (Qty.)	Outer Box (Qty.)
17 mm	10	40
19 mm	10	40
21 mm	10	40
23 mm	10	40



CROSS WHEEL SPANNER

E-2013

- To Order
- RE-INCORFED
 - CARBON STEEL
 - MATT FINISH / POLISHED
 - BRIGHT CHROME/ SILVER PAINT/ BLACK OR WHITE POWDER COATED

SIZE (inch)	Inner Box (Qty.)	Outer Box (Qty.)
16mm x 14"		
17x19 - 21x1/2		15
17x19 - 21x23		15



CROSS WHEEL SPANNER

E-2014

- To Order
- CONVENTIONAL MODEL
 - CARBON STEEL
 - MATT FINISH / POLISHED
 - BRIGHT CHROME/ SILVER PAINT/ BLACK OR WHITE POWDER COATED

SIZE (inch)	Inner Box (Qty.)	Outer Box (Qty.)
14mm x 14"		
17x19 - 21x23		20
17x19 - 22x13/16		20
17x19 - 21x1/2		15



16mm Dia or Length to order



PACKING





DOUBLE OPEN END SPANNER JUMBO SIZE

E-2103

To Order

To Order


BRIGHT CHROME/
ZINC/BLACK
PHOSPHATED

CRV STEEL/
CARBON
STEEL

DIN 895

MATT
FINISH

SIZE (in mm)	INNER BOX (qty.)	OUTER BOX (qty.)
32x36	5	30
36x41	5	30
41x46	5	20
46x50	5	20
50x55	5	10
55x60	5	10



RING SPANNER JUMBO SIZE

E-2006

DEEP
OFFSET

CRV STEEL

HEAD
POLISHED

BRIGHT
CHROME

SIZE (mm)	Inner Box (Qty.)	Outer Box (Qty.)
32x36	5	30
36x41	5	30
41x46	5	20
46x50	5	20
55x60	2	10

SINGLE OPEN END SPANNER JUMBO SIZE

E-2701

SELECTED
CARBON

DIN 894

MATT
FINISH

BRIGHT
CHROME /
ZINC /
BLACK
PHOSPHATED

SIZE (mm)	Inner Box (Qty.)	Outer Box (Qty.)
36	15	60
38	15	60
32	10	40
41	10	40
46	5	30
50	5	30
55	5	20
60	5	20
65	5	10
70	2	6





COMBINATION SPANNER (COLD STAMPED)

E-2406



CRV STEEL

DIN 3113

To Order

MATT FINISH

To Order

BRIGHT CHROME/
SATIN

SIZE (mm)	Inner Box (Qty.)	Outer Box (Qty.)	SIZE (mm)	Inner Box (Qty.)	Outer Box (Qty.)
6	250	1000	19	30	120
7	250	1000	20	25	100
8	200	800	21	25	100
9	150	600	22	20	80
10	130	520	23	15	60
11	100	400	24	15	60
12	80	320	25	10	40
13	80	320	26	10	40
14	50	200	27	10	40
15	50	200	28	10	40
16	50	200	29	10	40
17	35	140	30	10	40
18	30	120	32	10	40

SET No.	SETS	UNIT	Inner Box (Qty.)	Outer Box (Qty.)
60M	Set of 6 Pcs. (8, 10, 12, 13, 14, 17)	SET	8	48
80M	Set of 8 Pcs. (8-11, 13, 14, 17, 19)	SET	8	32
120M	Set of 12 Pcs. (6-14, 17, 19, 22)	SET	3	18
140M	Set of 14 Pcs. Set (8-17, 19, 21, 22, 24)	SET	3	12
250M	Set of 25 Pcs. (6-28, 30, 32)	SET	1	4
260M	Set of 26 Pcs. (6-30, 32)	SET	1	4

COMBINATION SPANNER (ELLIPTICAL PANEL)

E-2004



CRV STEEL

DIN 3113

To Order

FULL POLISHED/
MATT FINISH

BRIGHT CHROME/
SATIN

SIZE (mm)	Inner Box (Qty.)	Outer Box (Qty.)	SIZE (mm)	Inner Box (Qty.)	Outer Box (Qty.)
6	250	1000	19	30	120
7	250	1000	20	25	100
8	200	800	21	25	100
9	150	600	22	20	80
10	130	520	23	15	60
11	100	400	24	15	60
12	80	320	25	10	40
13	80	320	26	10	40
14	50	200	27	10	40
15	50	200	28	10	40
16	50	200	29	10	40
17	35	140	30	10	40
18	30	120	32	10	40

SET No.	SETS	UNIT	Inner Box (Qty.)	Outer Box (Qty.)
60M	6 Pcs. Set (8, 10, 12, 13, 14, 17)	SET	8	40
80M	8 Pcs. Set (8-11, 13, 14, 17, 19)	SET	8	32
120M	12 Pcs. Set (6-14, 17, 19, 22)	SET	3	18
140M	14 Pcs. Set (8-17, 19, 21, 22, 24)	SET	3	12
250M	25 Pcs. Set (6-28, 30, 32)	SET	1	4
260M	26 Pcs. Set (6-30, 32)	SET	1	4

COMBINATION SPANNER (COLD STAMPED WITH KNURLING)

E-2409



CRV STEEL

DIN 3113

To Order

MATT FINISH/
FULL POLISH

To Order

BRIGHT CHROME/
SATIN

SIZE (mm)	Inner Box (Qty.)	Outer Box (Qty.)	SIZE (mm)	Inner Box (Qty.)	Outer Box (Qty.)
6	250	1000	19	30	120
7	250	1000	20	25	100
8	200	800	21	25	100
9	150	600	22	20	80
10	130	520	23	15	60
11	100	400	24	15	60
12	80	320	25	10	40
13	80	320	26	10	40
14	50	200	27	10	40
15	50	200	28	10	40
16	50	200	29	10	40
17	35	140	30	10	40
18	30	120	32	10	40

SET No.	SETS	UNIT	Inner Box (Qty.)	Outer Box (Qty.)
60M	Set of 6 Pcs. (8, 10, 12, 13, 14, 17)	SET	8	48
80M	Set of 8 Pcs. (8-11, 13, 14, 17, 19)	SET	8	32
120M	Set of 12 Pcs. (6-14, 17, 19, 22)	SET	3	18
140M	Set of 14 Pcs. Set (8-17, 19, 21, 22, 24)	SET	3	12
250M	Set of 25 Pcs. (6-28, 30, 32)	SET	1	4
260M	Set of 26 Pcs. (6-30, 32)	SET	1	4

COMBINATION SPANNER (RING SHALLOW OFFSET)

E-2409P



CRV STEEL

To Order

MATT FINISH /
HEAD POLISHED

To Order

BRIGHT CHROME/
SATIN

SIZE (mm)	Inner Box (Qty.)	Outer Box (Qty.)	SIZE (mm)	Inner Box (Qty.)	Outer Box (Qty.)
6	250	1000	13	80	320
7	250	1000	14	50	200
8	200	800	17	35	140
9	150	600	19	30	120
10	130	520	22	20	80
11	100	400			
12	80	320			

SET No.	SETS	UNIT	Inner Box (Qty.)	Outer Box (Qty.)
60M	Set of 6 Pcs. (8, 10, 12, 13, 14, 17)	SET	8	48
80M	Set of 8 Pcs. (8-11, 13, 14, 17, 19)	SET	8	32
120M	Set of 12 Pcs. (6-14, 17, 19, 22)	SET	3	18



COMBINATION SPANNER STUBBY TYPE (ELLIPTICAL PANEL) E-2052

SIZE (mm)												
10	<div style="display: flex; justify-content: space-around; align-items: center;"> <div style="border: 1px solid black; padding: 5px;">STUBBY TYPE</div> <div style="border: 1px solid black; padding: 5px;">CRV STEEL</div> <div style="border: 1px solid black; padding: 5px;">FULL POLISHED</div> <div style="border: 1px solid black; padding: 5px;">BRIGHT CHROME</div> </div> <table border="1" style="width: 100%; margin-top: 10px;"> <thead> <tr> <th>SET No.</th> <th>SETS</th> <th>UNIT</th> <th>CONTENTS</th> </tr> </thead> <tbody> <tr> <td>80M</td> <td>8 Pcs. Set</td> <td>SET</td> <td>10, 12, 13, 14, 15, 17, 18, 19MM</td> </tr> </tbody> </table>				SET No.	SETS	UNIT	CONTENTS	80M	8 Pcs. Set	SET	10, 12, 13, 14, 15, 17, 18, 19MM
SET No.					SETS	UNIT	CONTENTS					
80M					8 Pcs. Set	SET	10, 12, 13, 14, 15, 17, 18, 19MM					
11												
12												
13												
14												
15												
16												
17												
18												
19												

DOUBLE OPEN ENDED SPANNER (COLD STAMPED WITH KNURLING) E-2409B

To Order

To Order

DIN 3110

MATT FINISH / FULL POLISHED

BRIGHT CHROME / SATIN

DOUBLE OPEN END SPANNER (COLD STAMPED) E-2403

To Order

To Order

DIN 3110

MATT FINISH

BRIGHT CHROME / SATIN

SIZE (mm)	Inner Box (Qty.)	Outer Box (Qty.)	SIZE (mm)	Inner Box (Qty.)	Outer Box (Qty.)
6x7	250	1000	18x19	50	200
8x9	250	1000	19x22	40	160
8x10	250	1000	20x22	40	160
10x11	150	600	21x23	25	100
12x13	100	400	22x24	25	100
13x17	75	300	24x26	25	100
14x15	75	300	24x27	25	100
16x17	50	200	25x28	15	60
17x19	50	200	30x32	15	60

SIZE (mm)	Inner Box (Qty.)	Outer Box (Qty.)	SIZE (mm)	Inner Box (Qty.)	Outer Box (Qty.)
6x7	250	1000	18x19	50	200
8x9	250	1000	19x22	40	160
8x10	250	1000	20x22	40	160
10x11	150	600	21x23	25	100
12x13	100	400	22x24	25	100
13x17	75	300	24x26	25	100
14x15	75	300	24x27	25	100
16x17	50	200	25x28	15	60
17x19	50	200	30x32	15	60

SET No.	SETS	UNIT	Inner Box (Qty.)	Outer Box (Qty.)
60M	6 Pcs. Set (6x7 - 16x17)	SET	8	48
80M	8 Pcs. Set (6x7 - 20x22)	SET	5	20
120M	12 Pcs. Set (6x7 - 30x32)	SET	2	8

DOUBLE OPEN END SPANNERS (ELLIPTICAL PANEL) E-2002

To Order

DIN 3110

FULL POLISHED

BRIGHT CHROME / SATIN

SIZE (mm)	Inner Box (Qty.)	Outer Box (Qty.)	SIZE (mm)	Inner Box (Qty.)	Outer Box (Qty.)
6 x 7	250	1000	18 x 19	50	200
8 x 9	250	1000	19 x 22	40	160
8 x 10	250	1000	20 x 22	40	160
10 x 11	150	600	21 x 23	25	100
12 x 13	100	400	22 x 24	25	100
13 x 17	75	300	24 x 26	25	100
14 x 15	75	300	24 x 27	25	100
16 x 17	50	200	25 x 28	15	60
17 x 19	50	200	30 x 32	15	60

SET No.	SETS	UNIT	Inner Box (Qty.)	Outer Box (Qty.)
60M	6 Pcs. Set (6x7 - 16x17)	SET	8	48
80M	8 Pcs. Set (6x7 - 20x22)	SET	5	20
120M	12 Pcs. Set (6x7 - 30x32)	SET	2	8

DOUBLE OPEN ENDED SPANNER (RECESSED PANEL) E-2001

To Order

To Order

CARBON STEEL / CRV STEEL

IS:2028

MATT / HEAD POLISHED

BRIGHT CHROME / SATIN

SIZE (mm)	Inner Box (Qty.)	Outer Box (Qty.)	SIZE (mm)	Inner Box (Qty.)	Outer Box (Qty.)
6x7	250	1000	16x17	50	200
7x8	250	1000	17x19	50	200
8x9	200	800	18x19	50	200
10x11	150	600	19x22	40	160
10x12	125	500	20x22	40	160
10x13	125	500	21x23	25	100
11x12	100	400	22x24	25	100
12x13	100	400	24x26	25	100
12x14	100	400	24x27	25	100
13x14	100	400	25x28	15	60
13x15	75	300	27x32	15	60
13x17	75	300	27x30	15	60
14x15	75	300	30x32	15	60
14x17	75	300			

SET No.	SETS	UNIT	Inner Box (Qty.)	Outer Box (Qty.)
60M	6 Pcs. Set (6x7 - 16x17)	SET	8	48
80M	8 Pcs. Set (6x7 - 20x22)	SET	5	20
120M	12 Pcs. Set (6x7 - 30x32)	SET	2	8



DOUBLE OPEN ENDED SPANNER (RECESSED PANEL, LONG PATTERN) E-2003



CRV STEEL **MATT / HEAD POLISHED** BRIGHT CHROME/SATIN

SIZE (mm)	Inner Box (Qty.)	Outer Box (Qty.)	SIZE (mm)	Inner Box (Qty.)	Outer Box (Qty.)
6 x 7	250	1000	18 x 19	125	500
8 x 9	250	1000	20 x 22	100	400
10 x 11	200	800	21 x 23	100	400
12 x 13	200	800	24 x 27	100	400
14 x 15	150	600	25 x 28	100	400
16 x 17	125	500	30 x 32	75	300

SET No.	SETS	UNIT	Inner Box (Qty.)	Outer Box (Qty.)
60M	6 Pcs. Set (6x7 - 16x17)	SET	8	48
80M	8 Pcs. Set (6x7 - 20x22)	SET	5	20
120M	12 Pcs. Set (6x7 - 30x32)	SET	2	8

DOUBLE OPEN ENDED SPANNER (RECESSED PANEL) E-2103



BRIGHT CHROME/ZINC/BLACK PHOSPHATED CRV STEEL/CARBON STEEL **DIN 895** MATT FINISH BRIGHT CHROME & ZINC PLATED

SIZE (mm)	Inner Box (Qty.)	Outer Box (Qty.)	SIZE (mm)	Inner Box (Qty.)	Outer Box (Qty.)
6x7	75	300	18x19	25	100
8x9	75	300	20x22	20	80
10x11	50	200	21x23	20	80
12x13	40	160	24x27	15	60
14x15	30	120	25x28	10	40
16x17	25	100	30x32	10	40

RING SPANNERS (RECESSED PANEL) E-2006



DEEP OFFSET **CRV STEEL** HEAD POLISHED BRIGHT CHROME

SIZE (mm)	Inner Box (Qty.)	Outer Box (Qty.)	SIZE (mm)	Inner Box (Qty.)	Outer Box (Qty.)
6x7	75	300	19x22	20	100
8x9	75	300	20x22	20	80
10x11	75	300	21x23	15	60
12x13	50	200	24x26	15	60
14x15	40	160	24x27	15	60
14x17	30	160	25x28	10	40
16x17	30	120	27x32	10	40
18x19	25	120	30x32	10	40

SET No.	SETS	UNIT	Inner Box (Qty.)	Outer Box (Qty.)
60M	6 Pcs. Set (6x7 - 16x17)	SET	5	30
80M	8 Pcs. Set (6x7 - 20x22)	SET	5	20
120M	12 Pcs. Set (6x7 - 30x32)	SET	2	8

RING SPANNERS (RECESSED PANEL) E-2007



SHALLOW OFFSET **CRV STEEL** IS:2029 HEAD POLISHED BRIGHT CHROME

SIZE (mm)	Inner Box (Qty.)	Outer Box (Qty.)	SIZE (mm)	Inner Box (Qty.)	Outer Box (Qty.)
6x7	75	300	21x23	20	80
8x9	75	300	24x26	20	80
10x11	75	300	24x27	15	60
12x13	50	200	24x26	15	60
14x15	40	160	25x28	15	60
16x17	30	120	27x32	15	60
18x19	30	120	30x32	10	40
20x22	25	100			

SET No.	SETS	UNIT	Inner Box (Qty.)	Outer Box (Qty.)
60M	6 Pcs. Set (6x7 - 16x17)	SET	5	30
80M	8 Pcs. Set (6x7 - 20x22)	SET	5	20
120M	12 Pcs. Set (6x7 - 30x32)	SET	2	8

SIZE (ww)	
1/8x3/16	7/16x9/16
3/16x1/4	1/2x9/16
1/4x5/16	9/16x5/8
5/16x3/8	5/8x3/4
5/16x7/16	5/16x3/8
7/16x1/2	

RING SPANNER (COLD STAMPED WITH KNURLING) E-2409A



KNURLING ON PANEL **CRV STEEL** DIN 838 HEAD POLISHED BRIGHT CHROME/SATIN


SIZE (mm)	Inner Box (Qty.)	Outer Box (Qty.)	SIZE (mm)	Inner Box (Qty.)	Outer Box (Qty.)
6 x 7	75	300	19 x 22	20	80
8 x 9	75	300	20 x 22	20	80
10 x 11	75	300	21 x 23	15	60
12 x 13	50	200	24 x 26	15	60
14 x 15	40	160	24 x 27	15	60
14 x 17	40	120	25 x 28	10	40
16 x 17	40	120	27 x 32	10	40
18 x 19	25	100	30 x 32	10	40

SET No.	SETS	UNIT	Inner Box (Qty.)	Outer Box (Qty.)
60M	6 Pcs. Set (6x7 - 16x17)	SET	5	30
80M	8 Pcs. Set (6x7 - 20x22)	SET	5	20
120M	12 Pcs. Set (6x7 - 30x32)	SET	2	8



RING SPANNER (ELLIPTICAL PANEL)

E-2407



To Order



DEEP
OFFSET

CRV STEEL

DIN 838

FULL
POLISHED

BRIGHT
CHROME/
SATIN

SIZE (mm)	Inner Box (Qty.)	Outer Box (Qty.)	SIZE (mm)	Inner Box (Qty.)	Outer Box (Qty.)
6 x 7	75	300	19 x 22	20	80
8 x 9	75	300	20 x 22	20	80
10 x 11	75	300	21 x 23	15	60
12 x 13	50	200	24 x 26	15	60
14 x 15	40	160	24 x 27	15	60
14 x 17	30	120	25 x 28	10	40
16 x 17	30	120	27 x 32	10	40
18 x 19	25	100	30 x 32	10	40

SET No.	SETS	UNIT	Inner Box (Qty.)	Outer Box (Qty.)
60M	6 Pcs. Set (6x7 - 16x17)	SET	5	30
80M	8 Pcs. Set (6x7 - 20x22)	SET	5	20
120M	12 Pcs. Set (6x7 - 30x32)	SET	2	8

RING SPANNER (COLD STAMPED)

E-2407P



To Order

To Order



CRV STEEL

DIN 838

HEAD
POLISHED

BRIGHT
CHROME/
SATIN

SIZE (mm)	Inner Box (Qty.)	Outer Box (Qty.)	SIZE (mm)	Inner Box (Qty.)	Outer Box (Qty.)
6 x 7	75	300	19 x 22	20	80
8 x 9	75	300	20 x 22	20	80
10 x 11	75	300	21 x 23	15	60
12 x 13	50	200	24 x 26	15	60
14 x 15	40	160	24 x 27	15	60
14 x 17	30	120	25 x 28	10	40
16 x 17	30	120	27 x 32	10	40
18 x 19	25	100	30 x 32	10	40

SET No.	SETS	UNIT	Inner Box (Qty.)	Outer Box (Qty.)
60M	6 Pcs. Set (6x7-16x17)	SET	5	30
80M	8 Pcs. Set (6x7-20x22)	SET	5	20
120M	12 Pcs. Set (6x7-30x32)	SET	2	8

C TYPE RING SPANNER

E-3000



To Order



CRV STEEL

DIN 3113

BRIGHT
CHROME/
SATIN

SIZE (mm)	Inner Box (Qty.)	Outer Box (Qty.)	SIZE (mm)	Inner Box (Qty.)	Outer Box (Qty.)
10x11	75	300	21x23	15	60
12x13	50	200	24x26	15	60
14x15	40	160	24x27	15	60
16x17	30	120	27x32	10	40
18x19	25	120	30x32	10	40

COMBINATION SPANNERS (RAISED PANEL)

E-2405



To Order

CARBON
STEEL

HEAD & PANEL
POLISHED /
MATT FINISH

BRIGHT
CHROME

SIZE (mm)	Inner Box (Qty.)	Outer Box (Qty.)	SIZE (mm)	Inner Box (Qty.)	Outer Box (Qty.)
6	250	1000	19	25	100
7	250	1000	20	20	80
8	200	800	21	15	60
9	150	600	22	15	60
10	130	520	23	10	40
11	100	400	24	10	40
12	50	200	25	10	40
13	50	200	26	10	40
14	50	200	27	10	40
15	35	140	28	10	40
16	30	120	30	10	40
17	30	120	32	10	40
18	25	100			

SET No.	SETS	UNIT	Inner Box (Qty.)	Outer Box (Qty.)
60M	Set of 6 Pcs. (8, 10, 12, 13, 14, 17)	SET	8	48
80M	Set of 8 Pcs. (8-11, 13, 14, 17, 19)	SET	8	32
110M	Set of 11 Pcs. (6-14, 17, 19)	SET	3	18
120M	Set of 12 Pcs. (6-14, 17, 19, 22)	SET	3	12
140M	Set of 14 Pcs. (8-17, 19, 21, 22, 24)	SET	3	12
250M	Set of 25 Pcs. (6-28, 30, 32)	SET	1	4

SIZE (w/w)

1/4	7/16	5/8	13/16	1	1.1/4
5/16	1/2	11/16	7/8	1.1/6	
3/8	9/16	3/4	15/16	1.1/8	

COMBINATION SPANNER (RECESSED PANEL)

E-2005



To Order

To Order

CARBON
STEEL/
CRV STEEL

MATT
FINISH

BRIGHT
CHROME

SIZE (mm)	Inner Box (Qty.)	Outer Box (Qty.)	SIZE (mm)	Inner Box (Qty.)	Outer Box (Qty.)
6	250	1000	19	30	120
7	250	1000	20	25	100
8	200	800	21	25	100
9	150	600	22	20	80
10	130	520	23	15	60
11	100	400	24	15	60
12	80	320	25	10	40
13	80	320	26	10	40
14	50	200	27	10	40
15	50	200	28	10	40
16	50	200	30	10	40
17	35	140	32	10	40
18	30	120			

SET No.	SETS	UNIT	Inner Box (Qty.)	Outer Box (Qty.)
60M	Set of 6 Pcs. (8, 10, 12, 13, 14, 17)	SET	8	48
80M	Set of 8 Pcs. (8-11, 13, 14, 17, 19)	SET	8	32
110M	Set of 11 Pcs. (6-14, 17, 19)	SET	3	18
120M	Set of 12 Pcs. (6-14, 17, 19, 22)	SET	3	12
140M	Set of 14 Pcs. (8-17, 19, 21, 22, 24)	SET	3	12
250M	Set of 25 Pcs. (6-28, 30, 32)	SET	1	4



SHORT SLOGGING SPANNERS

E-2410B



- DEEP STRAIGHT
- CARBON STEEL
- MATT FINISH
- CHROME PLATED

SIZE (mm)	Inner Box (Qty.)	Outer Box (Qty.)
24	20	80
30	20	80
32	20	80
36	15	60
38	15	60
42	10	40
46	10	40
50	10	40

SLOGGING SPANNERS

E-2411



- OPEN END
- To Order
CRV STEEL/
CARBON STEEL
- MATT FINISH
- To Order
BRIGHT CHROME/
BLACK PHOSPHATED

SIZE (mm)	Inner Box (Qty.)	Outer Box (Qty.)	SIZE (mm)	Inner Box (Qty.)	Outer Box (Qty.)
27	10	40	50	1	10
30	10	40	55	1	10
32	10	40	60	1	10
34	8	32	65	1	10
36	8	32	70	1	10
41	8	32	75	1	10
46	5	20			

SLOGGING SPANNERS

E-2410



- RING END
- To Order
SELECTED CARBON/
CRV STEEL
- MATT FINISH
- To Order
BRIGHT CHROME /
BLACK PHOSPHATED

SIZE (mm)	Inner Box (Qty.)	Outer Box (Qty.)	SIZE (mm)	Inner Box (Qty.)	Outer Box (Qty.)
27	10	40	46	8	10
30	10	40	50	1	10
32	10	40	55	1	10
34	8	32	60	1	10
36	8	32	65	1	10
38	8	32	70	1	10
41	8	20	75	1	10

TUBULAR SPANNER

E-2016



- CARBON STEEL
- MATT FINISH /
POLISH
- To Order
ZINC OR
CHROME


SIZE (mm)	Tube Size	Inner Box (Qty.)	Outer Box (Qty.)
6x7	10x1.5	75	300
8x9	10x1.5	75	300
8x10	13x1.5	75	300
10x11	13x1.5	50	200
12x13	15x1.75	40	160
14x15	15x1.75	40	160
14x17	17x17.75	30	120
16x17	17x17.5	30	120
17x19	20x2	25	100
18x19	20x2	25	100
19x22	24x2.25	20	80
20x22	24x2.25	20	80
21x23	24x2.25	15	60
22x24	24x2.25	15	60
24x26	30x2.5	10	40
24x27	30x2.5	10	40
25x28	30x2.5	10	40
27x32	32x2.5	10	40
30x32	32x2.5	10	40
32x36	38x2.5	5	20
36x41	42x3	5	20
41x46	48x3	5	20



SPARK PLUG SPANNER

E-2495

- SEAMLESS TUBE
SOCKET,
SWIVEL
HEAD TYPE
- ZINC FINISH



SIZE (Inch)	SIZE (Inch)	SIZE (Inch)	SIZE (Inch)
16x3	16x8	21x3	21x8
16x4	16x10	21x4	21x10
16x6	16x12	21x6	21x12



ANGLE SOCKET WRENCH

E-2416



- CHROME PLATED
- SOCKET HARD CHROME PLATED
- FULL POLISHED
- FULL HARD MIRROR POLISHED

To Order ▼

SIZE (mm)	Inner Box (Qty.)	Outer Box (Qty.)	SIZE (mm)	Inner Box (Qty.)	Outer Box (Qty.)
8	200	800	21	15	60
9	150	600	22	15	60
10	130	520	23	10	40
11	100	400	24	10	40
12	50	200	25	10	40
13	50	200			
14	50	200			
15	35	140			
16	30	120			
17	30	120			
18	25	100			
19	25	100			
20	20	80			

SET No.	SETS	UNIT	Inner Box (Qty.)	Outer Box (Qty.)
60M	Set of 6 Pcs. (8,10, 12, 13, 14, 17)	SET	8	48
80M	Set of 8 Pcs. (8-11, 13, 14, 17, 19)	SET	8	32



TYRE LEVER

E-2069U



SIZE (inch)	Inner Box (Qty.)	Outer Box (Qty.)
24"	6	24
32"	3	12

BEARING PULLER

E-2074



SIZE (mm)	SIZE (inch)	Inner Box (Qty.)	Outer Box (Qty.)
75	3"	1	40
100	4"	1	30
150	6"	1	20
200	8"	1	10
250	10"	1	10
300	12"	1	6

BEARING PULLER

E-2474



SIZE (mm)	SIZE (inch)	Inner Box (Qty.)	Outer Box (Qty.)
75	3"	1	40
100	4"	1	30
150	6"	1	20
200	8"	1	10
250	10"	1	10
300	12"	1	6

BEARING PULLER PROFESSIONAL TYPE

E-2474P



SIZE (mm)	SIZE (inch)	Inner Box (Qty.)	Outer Box (Qty.)
75	3"	1	40
100	4"	1	30
150	6"	1	20
200	8"	1	10
250	10"	1	10
300	12"	1	6

TYRE LEVER

E-2069



SIZE (inch)	Inner Box (Qty.)	Outer Box (Qty.)
12"	8	48
16"	6	36
18"	6	36
20"	6	24
24"	6	24
30"	3	12
36"	3	12



PACKING OPTIONS





COMBINATION PLIER

E-2020



CARBON STEEL/ CRV NATURAL POLISH / AUTO BLACK WITH PVC SLEEVE OPTION AVAILABLE

SIZE (mm)	SIZE (inch)	Inner Box (Qty.)	Outer Box (Qty.)
200	8"	6	60

BENT NOSE PLIER

E-2024



CARBON STEEL NATURAL POLISH / AUTO BLACK WITH PVC SLEEVE OPTION AVAILABLE

SIZE (mm)	SIZE (inch)	Inner Box (Qty.)	Outer Box (Qty.)
150	6"	6	96

FLAT NOSE PLIER

E-2025

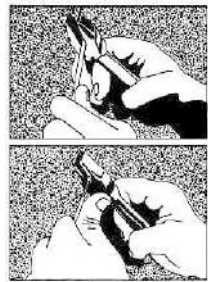


CARBON STEEL NATURAL POLISH / AUTO BLACK WITH PVC SLEEVE OPTION AVAILABLE

SIZE (mm)	SIZE (inch)	Inner Box (Qty.)	Outer Box (Qty.)
150	6"	12	96

SIDE CUTTING PLIER

E-2022



CARBON STEEL/ CRV NATURAL POLISH / AUTO BLACK WITH PVC SLEEVE OPTION AVAILABLE

SIZE (mm)	SIZE (inch)	Inner Box (Qty.)	Outer Box (Qty.)
150	6"	6	96
175	7"	6	72
200	8"	6	60

LOCK GRIP PLIER

E-2027



CARBON STEEL NICKLE PLATED TUBE SLEEVE ON LEVER TO ORDER

SIZE (mm)	SIZE (inch)	Inner Box (Qty.)	Outer Box (Qty.)
250	10"	6	48

LONG NOSE PLIER

E-2023



CARBON STEEL NATURAL POLISH / AUTO BLACK WITH PVC SLEEVE OPTION AVAILABLE

SIZE (mm)	SIZE (inch)	Inner Box (Qty.)	Outer Box (Qty.)
150	6"	12	96
175	7"	6	72
200	8"	6	72

SLIP JOINT PLIER

E-2033



CARBON STEEL MATT/HEAD POLISH BRIGHT CHROME WITH OR WITHOUT SLEEVE

SIZE (mm)	SIZE (inch)	Inner Box (Qty.)	Outer Box (Qty.)
150	6"	10	80
200	8"	10	80
250	10"	15	60
SET OF 3 PCS. (6", 8", 10")			30



FENCING PLIER (WITH HAMMER HEAD)

E-2028



CARBON STEEL NATURAL POLISH DIP INSULATION

SIZE (mm)	SIZE (inch)	Inner Box (Qty.)	Outer Box (Qty.)
250	10"	1	30

TIN SNIP PLIER

E-2042



WITH OR WITHOUT SPRING CARBON STEEL POLISHED JAWS, LEGS PAINTED

SIZE (mm)	SIZE (inch)	Inner Box (Qty.)	Outer Box (Qty.)
200	8"	10	80
250	10"	10	60
300	12"	10	40

TOP CUTTING PLIER

E-2043



CARBON STEEL BLACK POWDER COATED WITH OR WITHOUT SLEEVE

SIZE (mm)	SIZE (inch)	Inner Box (Qty.)	Outer Box (Qty.)
150	6"	6	96
175	7"	6	72
200	8"	6	72

TOWER PINCER

E-2040



CARBON STEEL BLACK POWDER COATED WITH OR WITHOUT SLEEVE

SIZE (mm)	SIZE (inch)	Inner Box (Qty.)	Outer Box (Qty.)
200	8"	10	80
225	9"	10	60
250	10"	6	48
300	12"	6	36

COBBLER PINCER

E-2041



CARBON STEEL BLACK POWDER COATED WITH OR WITHOUT SLEEVE

SIZE (mm)	SIZE (inch)	Inner Box (Qty.)	Outer Box (Qty.)
150	6"	10	96
175	7"	10	76
200	8"	10	60
250	10"	12	48

RABBIT PINCER

E-2044



CARBON STEEL BLACK POWDER COATED WITH OR WITHOUT SLEEVE

SIZE (mm)	SIZE (inch)	Inner Box (Qty.)	Outer Box (Qty.)
225	9"	12	60
250	10"	12	48
300	12"	6	36

CARPENTER PINCER

E-2428



CARBON STEEL BLACK POWDER COATED WITH OR WITHOUT SLEEVE

SIZE (mm)	SIZE (inch)	Inner Box (Qty.)	Outer Box (Qty.)
150	6"	6	96
175	7"	6	72
200	8"	6	72
250	10"	15	60



PIPE WRENCH

E-2048



HEAVY DUTY



LIGHT DUTY



- CARBON STEEL
- MAT/HEAD POLISH
- BRIGHT CHROME
- WITH OR WITHOUT SLEEVE

SIZE (mm)	SIZE (inch)	Inner Box (Qty.)	Outer Box (Qty.)	SIZE (mm)	SIZE (inch)	Inner Box (Qty.)	Outer Box (Qty.)
200	8"	10	60	450	18"	1	12
250	10"	1	40	600	24"	1	8
300	12"	1	30	900	36"	0	4
350	14"	1	20	1200	48"	0	2

PIPE WRENCH

E-2049



- HEAVY DUTY
- SELECTED CARBON
- FULL PAINTED

SIZE (mm)	SIZE (inch)	Inner Box (Qty.)	Outer Box (Qty.)
200	8"	6	40
250	10"	6	25
300	12"	4	20
350	14"	4	16
450	18"	4	8
600	24"	1	4

ADJUSTABLE WRENCH

E-2051



- SELECTED ALLOY
- IS 9181
- BRIGHT CHROME/BLACK PHOSPHATED

SIZE (mm)	SIZE (inch)	Inner Box (Qty.)	Outer Box (Qty.)
250	6"	6	120
200	8"	6	72
250	10"	6	48
300	12"	6	24
375	15"	1	16

WATER PUMP PLIER (SLIP JOINT TYPE)

E-2030



- CARBON STEEL & CRV
- MATT HEAD POLISH
- BRIGHT CHROME
- DIP INSULATION (WITH/ WITHOUT)

SIZE (mm)	SIZE (inch)	Inner Box (Qty.)	Outer Box (Qty.)
250	10"	6	48
300	12"	6	36

WATER PUMP PLIER (GROOVE TYPE)

E-2031



- CARBON STEEL
- HEAD POLISHED
- BRIGHT CHROME
- PVC DIP/ SLEEVE

SIZE (mm)	SIZE (inch)	Inner Box (Qty.)	Outer Box (Qty.)
150	6"	18	72
200	8"	10	60
250	10"	6	48
300	12"	6	36

WATER PUMP PLIER (BOX JOINT TYPE)

E-2032



- CRV STEEL/ CARBON
- POWDER COATED
- DIP WITH/ WITHOUT

SIZE (mm)	SIZE (inch)	Inner Box (Qty.)	Outer Box (Qty.)
175	7"	6	48
250	10"	6	48
300	12"	6	36
400	16"	6	36



ADJUSTABLE PIPE DIE STOCK

E-2416



CASTED BODY

SIZE (mm)	SIZE (inch)	Inner Box (Qty.)	Outer Box (Qty.)
6-25	1/4-1	1	6
6-30	1/4-1-1/4	1	2
12-30	1/2-1-1/4	1	1
12-40	1-1/4-2	1	1
12-50	1/2-2	1	1

ADJUSTABLE WRENCH (SQUARE DIE HANDLE)

E-2419



DIE CASTED BODY

MATT FINISH

SIZE (mm)	SIZE (inch)	Inner Box (Qty.)	Outer Box (Qty.)
7	1/4"	25	100
13	1/2"	15	60
19	3/4"	15	60
25	1"	10	40

ADJUSTABLE TAP WRENCH (ROUND DIE HANDLE)

E-2420



DIE CASTED BODY

MATT FINISH

SIZE (mm)	SIZE (inch)	Inner Box (Qty.)	Outer Box (Qty.)
20	13/16"	20	80
25	1"	10	40
38	1-1/2"	10	40
50	2"	10	30

THREAD HAND TAPS

E-2421



MILD STEEL

SIZE (mm)	SIZE (inch)	Inner Box (Qty.)	Outer Box (Qty.)	SIZE (mm)	SIZE (inch)	Inner Box (Qty.)	Outer Box (Qty.)
1.5	1/6	5/10	60	17	11/16	5/10	
2.5	3/32	5/10	100	19	3/4	5/10	50
3	1/8	5/10	60	20	13/16	5/10	
4	5/32	5/10	100	22	7/8	5/10	
5	3/16	5/10	150	23.5	15/16	5/10	
5.5	7/32	5/10	40	25	1	5/10	
6	1/4	5/10	300	28	1.1/8	5/10	40
7	9/32	5/10	150	34	1.3/8	5/10	
8	5/16	5/10		37	1.1/2	5/10	40
9	3/8	5/10		41	1.5/8	5/10	
10	7/16	5/10		44	1.3/4	5/10	20
12	1/2	5/10	200	47	1.7/8	DUBI PKG	
14	9/16	5/10		50	2	50 PCS	
16	5/8	5/10					

OIL FILTER WRENCH

E-2050



Gives a proper grip on oil filter during removal



LIGHT/HEAVY DUTY

GROOVED HEAVY DUTY PLASTIC GRIP

SIZE (inch)	Inner Box (Qty.)	Outer Box (Qty.)
20.5	20	60

CHAIN PIPE WRENCH

E-2414



SELECTED STEEL

CASTED PLATES

PAINTED BODY

SIZE (mm)	SIZE (inch)	Inner Box (Qty.)	Outer Box (Qty.)
50	2"	1	6
75	3"	1	4
100	4"	1	2
150	6"	1	2
200	8"	1	2
250	10"	1	1
300	12"	1	1



CAST IRON VICE

E-2081



Jaws Made out of Knurled Carbon Steel

FIXED/
SWIVEL
BASE

CASTED
IRON

PAINTED
BODY

SIZE (mm)	SIZE (inch)	Inner Box (Qty.)	Outer Box (Qty.)
75	3"	1	4
100	4"	1	4
125	5"	1	2
150	6"	1	2
200	8"	1	2

STEEL VICE

E-2082



Knurled Jaws

FIXED/
SWIVEL
BASE

CARBON
STEEL

PAINTED
BODY

SIZE (mm)	SIZE (inch)	Inner Box (Qty.)	Outer Box (Qty.)
75	3"	1	4
100	4"	1	4
125	5"	1	2
150	6"	1	2
200	8"	1	2

BABY VICE

E-2486

SWIVEL BASE



E-2086

FIXED BASE



AVAILABLE
WITH CLAMP
PROVIDED
FOR FIRM
ON TABLE

CAST IRON

PAINTED
BODY

SIZE (mm)	SIZE (inch)	Inner Box (Qty.)	Outer Box (Qty.)
40	1-1/2"		20
50	2"		20
65	2-1/2"		20
75	3"		20

BABY VICE (FIXED BASE) HEAVY DUTY

E-2086P



AVAILABLE
WITH CLAMP
PROVIDED
FOR FIRM
ON TABLE


CAST IRON

PAINTED
BODY

SIZE (mm)	SIZE (inch)	Inner Box (Qty.)	Outer Box (Qty.)
40	1-1/2"		20
50	2"		20
65	2-1/2"		20
75	3"		20

PIPE VICE SELF LOCKING

E-2083



MALLEABLE
IRON

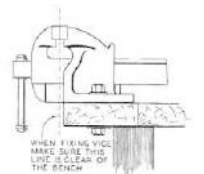
CHROME
PLATED
SPINDLE

PAINTED
BODY

SIZE (mm)	SIZE (inch)	Inner Box (Qty.)	Outer Box (Qty.)
40	1-1/2"	1	4
50	2"	1	4
65	2-1/2"	1	4
75	3"	1	4
100	4"	0	2

ANVIL

E-2437



SELECTED
GRADE
CAST IRON

PAINTED
BODY



SIZE (Kg.)	Inner Box (Qty.)	Outer Box (Qty.)
0.5	10	40
1	5	20
2	3	12
5	1	4
10	1	2
25	1	1
40	1	1
50	1	1



OIL CAN - WESCO TYPE

E-2072



STEEL/BRASS PUMP WITH FIXED/FLEXIBLE SPOUT

SHEET METAL BODY

POWDER COATED

SIZE (Capacity CC)	CAPACITY (Pint)	Inner Box (Qty.)	Outer Box (Qty.)
125	1/4	10	100
250	1/2	10	100
375	3/4	10	100
500	1	10	100
750	1-1/2	6	60
1000	2		

OIL CAN - PERFETTO TYPE

E-2073



STEEL/BRASS PUMP WITH FIXED/FLEXIBLE SPOUT

SHEET METAL BODY

POWDER COATED

SIZE (Capacity CC)	Inner Box (Qty.)	Outer Box (Qty.)
200	10	100
300	10	100
400	10	100
500	10	100
700	6	60
1000	6	60

OIL CAN - PISTOL TYPE

E-2450



STEEL/BRASS PUMP WITH FIXED/FLEXIBLE SPOUT

SHEET METAL BODY

POWDER COATED BODY

SIZE (Capacity CC)	CAPACITY (Pint)	Inner Box (Qty.)	Outer Box (Qty.)
125	1/4	10	100

GREASE BUCKET TYPE

E-2261

- High pressure hand operated portable pump.
- Solid steel pump chamber & cast head.
- Quick and easy openable cover.
- 2.2 meter high pressure hose pipe fitted with accessories.
- Useful for truck, buses and machinery for greasing



DESCRIPTION	INNER PACKING	OUTER PACKING
5 Kg. with Trolley	1	2
10 Kg. with Trolley	1	2
15 Kg. with Trolley	1	2
20 Kg. with Trolley	1	2
5 Kg. without Trolley	1	2
10 Kg. without Trolley	1	2

GREASE GUN - LEVER TYPE

E-2071



SHEET METAL BODY

PAINTED & POWDER COATED

CASTED HEAD

FIXED SPOUT

SIZE (Capacity cc/oz)	PRESSURE (PSI)	Inner Box (Qty.)	Outer Box (Qty.)
445 / 15	1/2 Piston 2000-2500	1	10
445 / 15	5/16 Piston 7000-8000	1	10
445 / 15	5/8 Piston 1500-2000	1	10
660 / 20	5/16 Piston 2000-2500	1	10

GREASE GUN - PUSH TYPE

E-2454



STEEL NOZZLE

SHEET METAL BODY

POWDER COATED BODY

SIZE (Capacity Oz./Gms.)	Inner Box (Qty.)	Outer Box (Qty.)
4 / 112	1	30
8 / 225	1	20

SUCTION GUN

E-2027G



SHEET METAL BODY

POWDER COATED

SIZE (Capacity Oz./Gms.)	Inner Box (Qty.)	Outer Box (Qty.)
500/448	1	10

SUCTION / CAULKING GUN

E-2456



SHEETED SKELETON TYPE BODY

MADE OF SHEET METAL

PAINTED

SIZE (Capacity Inch.)	Inner Box (Qty.)	Outer Box (Qty.)
9"	1	40

ROTARY OIL PUMP

E-2451

To Order

CAST IRON BODY

PAINTED BODY

TELESCOPIC / FIXED PIPE

CAPACITY (Capacity Oz./Gms.)	Inner Box (Qty.)	Outer Box (Qty.)
3/4"	1	5
1"	1	5





IRON JACK PLANE

E-2077



To Order


To Order

- PLANE / CORRUGATED BASE
- PROFESSIONAL WOOD WORKER'S PLAINER
- WOODEN OR PLASTIC GRIP
- CAST IRON BODY

SIZE (mm)	SIZE (Inch) Plain Base	Inner Box (Qty.)	Outer Box (Qty.)
175	Size 3 (7")	1	16
200	Size 4 (8")	1	12
350	Size 5 (14")	1	10
450	Size 6 (17")	1	6
550	Size 7 (22")	1	6
Corrugated Base			
175	Size 3 (7")	1	16
200	Size 4 (8")	1	12
350	Size 5 (14")	1	10
450	Size 6 (17")	1	6
550	Size 7 (22")	1	6

BLOCK PLANE

E-2078



To Order

- PLAIN / CORRUGATED BASE
- PROFESSIONAL WOOD WORKER'S PLAINER
- SHEETED GRIP HANDLE
- BLADES MADE OF HIGH STEEL
- CAST IRON BODY / SHEETED BODY

SIZE (mm)	SIZE (Inch) Plain Base	Inner Box (Qty.)	Outer Box (Qty.)
CAST IRON BODY			
138	5.5"	1	30
150	6"	1	30
175	7"	1	30

NAIL PULLER

E-2431



- PULLING HEAD, WITH PLASTIC GRIP
- HIGH QUALITY CARBON STEEL
- PAINTED BODY



SIZE (Inch)	Inner Box (Qty.)	Outer Box (Qty.)
10"x12mm	10	60
12"x12mm	10	60
10"x16mm	10	60
12"x16mm	10	40

WRECKING BAR

E-2066




- ONE SIDE CHISEL AND PULLING ON THE OTHER
- HIGH QUALITY CARBON STEEL
- PAINTED BODY

SIZE (Inch)	Inner Box (Qty.)	Outer Box (Qty.)	SIZE (Inch)	Inner Box (Qty.)	Outer Box (Qty.)
DIA			18x20"		24
16x18"		24	18x24"		18
16x20"		24	18x28"		12
16x24"		18	18x30"		12
16x30"		18	18x32"		12
16x36"		12	18x36"		12
18x18"		24	18x40"		12

WOOD WORKING VICE

E-2076



- HIGH QUALITY STEEL SCREW WITH HANDLE
- CAST IRON BODY
- PAINTED BODY

SIZE (Inch)	Inner Box (Qty.)	Outer Box (Qty.)
6"	2	4
8"	2	4
9"	2	4
10"	1	2
12"	1	2



T-BAR CLAMP

E-2075



BAR MADE OF SPECIAL CARBON STEEL
CAST IRON SIDE STEEL
PAINTED BODY

SIZE (Feet)	Weight (in gm.)	Inner Box (Qty.)	Outer Box (Qty.)
3	2800		10
4	3300		10
5	3800		10
6	4300		10
7	4800		10
8	5300		10

BREAST DRILL

E-2487



DOUBLE PINION, MILLING CUT GEARS
TUBE GRIP WITH PLASTIC HANDLES
CAST IRON BODY
POWDER COATED

SIZE (mm)	SIZE (Inch)	Inner Box (Qty.)	Outer Box (Qty.)
10	3/8"	1	10
13	1/2"	1	10

G - CLAMP

E-2079




MALLEABLE CAST IRON
CARBON STEEL SCREW-ZINC PLATED
POWDER COATED BODY

SIZE (mm)	SIZE (Inch)	Inner Box (Qty.)	Outer Box (Qty.)
50	2"	10	40
75	3"	10	40
100	4"	6	24
150	6"	5	20
200	8"	4	16
250	10"	2	8
300	12"	2	8

HAND DRILL

E-2087



3 JAWS CHUCK
DETACHABLE WOODEN HANDLE
CASTED BODY

SIZE (mm)	SIZE (Inch)	Inner Box (Qty.)	Outer Box (Qty.)
6	1/4"	1	20
10	3/8"	1	20

MINI G-CLAMP

E-2080



MALLEABLE CAST IRON BODY
CARBON STEEL SPINDLE-ZINC PLATED
POWDER COATED BODY

SIZE (Inch)	Inner Box (Qty.)	Outer Box (Qty.)
1"	20	80
2"	20	80
3"	20	80

CHISEL

E-2065



To Order
FLAT/POINTED
WITH/WITHOUT GUARD
NORMAL/HEAVY GUARD
CARBON STEEL
PAINTED BODY / BLACK PHOSPHATED

SIZE (mm)	SIZE (Inch)	Inner Box (Qty.)	Outer Box (Qty.)
150	6"	6	72
200	8"	10	60
250	10"	10	60
300	12"	10	48
350	14"	10	26
400	16"	6	24
450	18"	6	24
600	24"	6	24



BRICK BOLSTER

E-2068



- DROP FORGED
- CARBON STEEL
- POWDER COATED
- WITH GRIP



SIZE (Inch)	Inner Box (Qty.)	Outer Box (Qty.)
2-1/4"		36
4-1/2"		24

CROW BAR

E-2434




- CHISEL END ON ONE SIDE AND PAINTED ON THE OTHER
- FORGED, HEXAGONAL SECTION.
- HIGH QUALITY CARBON STEEL

SIZE DIA (mm)	Inner Box (Qty.)	Outer Box (Qty.)
25		5
25		5
25		5

MASON PEG

E-2433



- CARBON STEEL
- POWDER COATED

SIZE (mm)	SIZE (Inch)	Inner Box (Qty.)	Outer Box (Qty.)
250	10"	15	60

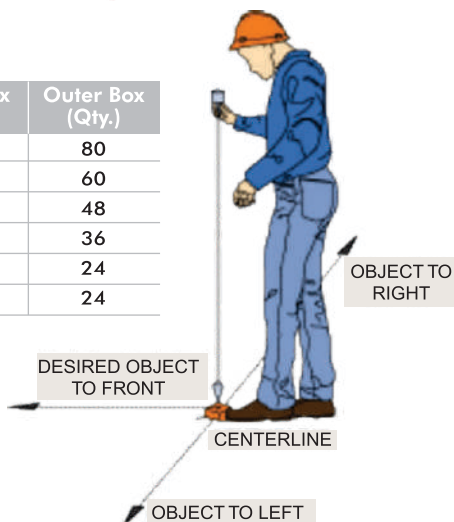
PLUMB BOB - CONICAL TYPE

E-2436



- SUPPLIED WITH ROPE
- POWDER COATED

SIZE (Gms.)	Inner Box (Qty.)	Outer Box (Qty.)
300	20	80
400	15	60
500	12	48
600	6	36
800	6	24
1000	6	24



TUBULAR HACKSAW (TUBE BODY)

E-2089



- HEAVY DUTY MOULDED PLASTIC HANDLE
- CHROME PLATED

SIZE (mm)	SIZE (Inch)	Inner Box (Qty.)	Outer Box (Qty.)
300	12"	6	60

TUBULAR HACKSAW

E-2489



- STRONG DIE CASTED HANDLE
- SUPPLIED WITH 30MM BLADE

SIZE (mm)	SIZE (Inch)	Inner Box (Qty.)	Outer Box (Qty.)
300	12"		60

HACKSAW FRAME

E-2088




- WOODEN HANDLE SUPPLIED WITH 300MM BLADE
- STRONG STEEL FRAME
- POWDER COATED

SIZE (mm)	SIZE (Inch)	Inner Box (Qty.)	Outer Box (Qty.)
300	12"	6	60

JUNIOR HACKSAW

E-2091



- STEEL FRAME, PLASTIC HANDLE
- STEEL WIRE
- CHROME PLATED

SIZE (mm)	SIZE (Inch)	Inner Box (Qty.)	Outer Box (Qty.)
150	6"	15	60



CLAW HAMMER

E-2060



STEEL HANDLE WITH RUBBER GRIP
CARBON STEEL
POLISHED HEAD

SIZE (Gms.)	Inner Box (Qty.)	Outer Box (Qty.)
225	6	60
450	4	36
1120	2	16

SLEDGE HAMMER

E-2441



FORGED CARBON STEEL
POLISHED & AUTO BLACK HEAD
PAINTED/POWDER COATED HANDLE

SIZE (Kgs.)	Inner Box (Qty.)	Outer Box (Qty.)
2	60	12
3	60	8
4	40	6
5	40	4
6	30	3
8	30	2
10	20	2
12	20	2
14	10	2
16	10	1

SLEDGE HAMMER (FIBRE HANDLE)

E-3006



Drop Forged
Fiber Handle Double Colour
EN-8 Steel
Black Matt Powder Coated with Polished Faces

Weight in Lbs.	Handle Length in Inches	Inner Box (Qty.)	Outer Box (Qty.)
1	10	8	40
1.5	10	8	40
2	10	6	32
3	12	4	24
4	12	4	20
6	36	4	14
8	36	2	10
10	36	2	8
12	36	2	6
14	36	1	6
16	36	1	6
18	36	1	4
20	36	1	4

LETTER PUNCHES SET

E-2460



PLASTIC COLOR BOXES
CARBON STEEL
BLACK BURNISH FINISH

SIZE (mm)	SIZE (inch)	Outer Box (Qty.)
1.5	1/16"	300
2.5	3/32"	300
3	1/8"	300
4	5/32"	300
5	3/16"	300
6	1/4"	240
10	3/8"	240
12	1/2"	240

FIGURE PUNCHES SET

E-2461



PLASTIC COLOR BOXES
CARBON STEEL
BLACK BURNISH FINISH

SIZE (mm)	SIZE (inch)	Inner Box (Qty.)	Outer Box (Qty.)	SIZE (mm)	SIZE (inch)	Inner Box (Qty.)	Outer Box (Qty.)
1.5	1/16"		100	6	1/4"		50
2.5	3/32"		100	8	5/16"		40
3	1/8"		100	10	3/8"		6
4	5/32"		100	12	1/2"		10
5	3/16"		50				

LEATHER HOLLOW PUNCHES

E-2462



CARBON STEEL
BLACK BURNISH FINISH

SIZE (inch)	Inner Box (Qty.)	Outer Box (Qty.)	SIZE (inch)	Inner Box (Qty.)	Outer Box (Qty.)
3/32"	40	160	9/16"	30	120
1/8"	75	300	19/32"	30	120
5/32"	75	300	5/8"	20	80
3/16"	75	300	11/16"	20	80
1/4"	75	300	23/32"	20	80
9/32"	75	300	3/4"	20	80
5/16"	60	240	13/16"	15	60
23/64"	60	240	27/32"	15	60
3/8"	60	240	29/32"	10	40
7/16"	60	240	15/16"	10	40
1/2"	40	160	1	10	40
17/32"	40	160			



NAIL PUNCHES - ROUND HEAD

E-2463

CARBON STEEL KNURLED BODY AUTO BLACK FINISH



SIZE (mm)	Size (Inch)	Inner Box (Qty.)	Outer Box (Qty.)
1.5	1/16"		1000
2.5	3/32"		1000
3	1/8"		1000
4	5/32"		1000

DRIVE PEN PUNCHES 8" (200MM) LONG

E-2467

KNURLED BODY FOR SECURE GRIP CARBON STEEL



SIZE (mm)	Size (Inch)	Inner Box (Qty.)	Outer Box (Qty.)	SIZE (mm)	Size (Inch)	Inner Box (Qty.)	Outer Box (Qty.)
1.5	1/16"		400	5	3/16"		250
2.5	3/32"		400	6	1/4"		250
3	1/8"		250	8	5/16"		200
4	5/32"		250	15	3/8"		200

NAIL PUNCHES - SQUARE HEAD

E-2464

CARBON STEEL KNURLED BODY AUTO BLACK FINISH



SIZE (mm)	SIZE (Inch)	Inner Box (Qty.)	Outer Box (Qty.)	SIZE (mm)	SIZE (Inch)	Inner Box (Qty.)	Outer Box (Qty.)
1.5	1/16"		1000	4	5/32"		1000
2.5	3/32"		1000	5	3/16"		1000
3	1/8"		1000				

CENTRE PUNCHES - ROUND HEAD

E-2468



KNURLED BODY FOR SECURE GRIP CARBON STEEL

DRIVE PEN PUNCHES

E-2465

CARBON STEEL KNURLED BODY AUTO BLACK FINISH



SIZE (mm)	SIZE (Inch)	Inner Box (Qty.)	Outer Box (Qty.)	SIZE (mm)	SIZE (Inch)	Inner Box (Qty.)	Outer Box (Qty.)
1.5	1/16"		1000	5.5	7/32"		600
2.5	3/32"		1000	6	1/4"		400
3	1/8"		1000	8	5/16"		400
4	5/32"		800	10	3/8"		200
5	3/16"		600				

DRIVE PEN PUNCHES 6" (150MM) LONG

E-2466

CARBON STEEL KNURLED BODY AUTO BLACK FINISH



SIZE (mm)	SIZE (Inch)	Inner Box (Qty.)	Outer Box (Qty.)	SIZE (mm)	SIZE (Inch)	Inner Box (Qty.)	Outer Box (Qty.)
1.5	1/16"		1000	5.5	7/32"		600
2.5	3/32"		1000	6	1/4"		400
3	1/8"		1000	8	5/16"		400
4	5/32"		800	10	3/8"		200
5	3/16"		600				

SIZE (mm)	SIZE (Inch)	Inner Box (Qty.)	Outer Box (Qty.)
Round Head			
1.5	1/16"		1500
2	5/16"		1000
2.5	3/32"		1000
3	1/8"		1000
3.5	9/64"		1000
4	5/32"		600
5	3/16"		600
6	1/4"		300
Square Head			
1.5	1/16"		1000
2.5	3/32"		1000
3	1/8"		1000
4	5/32"		800
5	3/16"		800
6	1/4"		600
12	3/16"		300

ENGINEER SQUARE

E-2653

CARBON STEEL BLADLE & BEEM ARE ACCURATELY GROUNDED FOR STRAIGHTNESS & PARALLELISM HARDENED SPRING



SIZE (Inch)	SIZE (mm)	Outer Box (Qty.)
3	75	500
4	100	200
6	150	100
8	200	50
10	250	30
12	300	20



SCREW DRIVER (8 pcs. / 5 pcs. Kit)

E-2512



CELLULOSE ACETATE HANDLE
IS-844-1979

CONTENTS	Inner Box (Qty.)	Outer Box (Qty.)
8 PCS. KIT		
1 - High Quality Pure Cellulose Acetate Handle With Neon Bulb Tester (500v)	12	48
1 - Poker		
1 - Extension Road		
3 - Phillip Head No. 0, 1 & 2		
3 - Flat Blade 3mm, 5mm & 6mm		
1 - Plastic Case		
5 PCS. KIT		
1 - Transparent Cellulose Acetate Handle	12	48
3 - Phillip Head No. 0, 1		
3 - Flat Blade 3mm & 5mm		
1 - Poker		

GREASE GUN NOSEL (STRAIGHT TYPE)



CODE	SIZE	PACK	CODE	SIZE	PACK
EN 1001	1/8" BSP	100	EN 1051	M6 X 1	100
EN 1002	1/4" BSP	25	EN 1052	M6 X 1 (Long)	100
EN 1003	1/8" NPT	100		M8 X 1 (Square)	
EN 1004	1/4" NPT	50	EN 1054	M8 X 1	100
EN 1005	1/4" UNF	100	EN 1055	M8 X 1.25	100
EN 1006	1/4" UNF (Long)	100		M10 X 1 (Square)	
EN 1007	1/4" UNF (Taper)	100	EN 1057	M10 X 1	100
EN 1008	1/4" UNF (S.T.)	100	EN 1058	M10 X 1.5 (Long)	50
EN 1009	5/16" UNF	100	EN 1059	M10 X 1.5	100
EN 1010	3/8" UNF	100	EN 1060	M12 X 1	100
EN 1011	3/8" BSF	100	EN 1061	M12 X 1.25	100
			EN 1062	M12 X 1.5	50
			EN 1063	M12 X 1.75	50
			EN 1064	M16 X 1.5	25


GREASE GUN NOSEL (45° TYPE)



CODE	SIZE	PACK	CODE	SIZE	PACK
EN 1201	1/8" BSP	50	EN 1251	M6 X 1	100
EN 1202	1/4" BSP	25	EN 1253	M8 X 1 (Square)	100
EN 1203	1/8" NPT	50	EN 1254	M8 X 1	50
EN 1204	1/4" NPT	25	EN 1255	M8 X 1.25	50
EN 1205	1/4" UNF	100	EN 1256	M10 X 1 (Square)	50
EN 1207	1/4" UNF (Taper)	100	EN 1257	M10 X 1	50
EN 1208	1/4" UNF (S.T.)	100	EN 1259	M10 X 1.5	50
EN 1209	5/16" UNF	50	EN 1260	M12 X 1	50
EN 1210	3/8" UNF	50	EN 1261	M12 X 1.25	50
EN 1211	3/8" BSF	50	EN 1262	M12 X 1.5	50
			EN 1263	M12 X 1.75	50
			EN 1264	M16 X 1.5	25

BRASS BATTERY CONNECTOR / TERMINALS

E-3020



To Order

PACKING

- IN PAIR
- SEPARATE BOX

GREASE GUN NOSEL (90° TYPE)



CODE	SIZE	PACK	CODE	SIZE	PACK
EN 1401	1/8" BSP	50	EN 1451	M6 X 1	100
EN 1402	1/4" BSP	25	EN 1452	M8 X 1 (Square)	100
EN 1403	1/8" NPT	50	EN 1454	M8 X 1	50
EN 1404	1/4" NPT	25	EN 1455	M8 X 1.25	50
EN 1405	1/4" UNF	100	EN 1456	M10 X 1 (Square)	50
EN 1407	1/4" UNF (Taper)	100	EN 1457	M10 X 1	50
EN 1408	1/4" UNF (S.T.)	100	EN 1459	M10 X 1.5	50
EN 1409	5/16" UNF	50	EN 1460	M12 X 1	50
EN 1410	3/8" UNF	50	EN 1461	M12 X 1.25	50
EN 1411	3/8" BSF	50	EN 1462	M12 X 1.5	50
			EN 1463	M12 X 1.75	50
			EN 1464	M16 X 1.5	25

BRASS ANCHOR

E-3021



Available Size in : 6mm, 8mm, 10mm, 12mm



**new
Launch**



CANTILEVER TYPE TOOL BOX

E-2265

DESCRIPTION	INNER PACKING	OUTER PACKING
3 Compartments	1	4
5 Compartments	1	4

PLASTIC & STEEL TOOL BOX

E-2250

Plastic and Steel Tool Box with Eazi tools branding
Plastic tray inside with Metal Buckle

SIZE	WEIGHT PCS.	INNER SIZE	OUTER SIZE	LOAD CAPACITY	INNER PACKING	OUTER PACKING
17/425	1.8 Kgs.	40.5x18.5 x16cm	41x21.5 x18.5	20kg.	1	6
19/475	2.2 Kgs.	44.5x22x17	45x25x19.5	25kg	1	6

NOTE : The tools shown are not the part of Plastic Storage Boxes.



TOOLS TROLLEY

E-2251

- Front centralized safety lock
- 3mm Non-slip EVC Mat.
- Drawer blocking system. As protection against tipping over. One lock for all drawer.
- Ball bearing slides.
- Full 100% retractable drawers. More convenient to take or replace the tool.
- Available in 5 | 7 Drawers

NOTE : The tools shown are not the part of tool trolley



LEATHER TOOL APRONS



POLY BAG
WITH
HEADER CARD,
BULK

REF.	SIZE (Gms.)	Packing Pcs.
E-201 - E-210	STD.	40



E 201

10 Pocket Large Capacity Split Leather Carpenter Apron
2 Large Main Pocket
3 Medium Sized Front Nail Pockets
4 Small Pockets, Fixed Hammer Holder With Leather Tape
Pocket Double Stitched With Adjustable Belt & Quick Release
Buckle Extra Rivet Reinforcement For Added strength,



E 202

E -20210 Pocket Large Capacity Split Leather Carpenter Apron
2 Large Main Pocket
2 Medium Sized Front Nail Pockets
6 Small Pockets, Fixed Hammer Holder With Leather Tape Pocket
Double Stitched With Adjustable Belt & Quick Release, Buckle Extra Rivet Reinforcement For Added strength.



E 203

5 Pocket Large Capacity Split Leather Carpenter Apron
1 Large Main Pocket, 3 Small Tool Pockets
1 Medium Sized Front Nail Pocket With Metal Holder & One Knife Sheath With one Leather Hammer Loop
Double Stitched & Rivet For Added Strength Adjustable Belt With Buckle.



E 204

10 Pocket Split Leather Economy Work Apron
2 Large Main Pocket, 6 Small Tool Pockets
2 Medium Sized Stitched Pockets
2 Leather Hammer Loops & One Metal Tape Holder
Double Stitched & Rivet For Added Strength Adjustable Belt With Buckle.



E 205

2 Pocket Split Leather Large Nail Bag,
2 Large Main Pocket
Adjustable Belt With Plastic Buckle, Rivet for Added Strength.



E 206

Split Leather Welding Apron Made Of Split Leather
Split Leather Shoulder & Waist Strap, 1 Small Pocket To Hold Valuables.



E 207

3 Pocket Split Leather Junior Pouch.
1 Large, Main Pocket,
1 Small Tool Pocket, 1 Medium Stitched Pocket, Rivet
For Added Strength, Wide Belt Tunnel Slot.



E 208

8 Pocket Split Leather Carpenter Nail & Tool Bag
1 Large Pocket, 1 Medium Sized Pocket
6 Small Pencil Pocket With 2 Leather Hammer Loops
Double Stitched & Rivet Reinforced Wide Belt Tunnel Slot.



1/2" DRIVE SOCKET SET


E-2202

12.5 MM
SQUARE
DRIVE

CHROME
VANADIUM

MIRROR

DOUBLE
CHROME



RANGE FROM
TAIWAN

SET NO.	CONTENTS
E - 67 (Hexagon) / E-127 (Bi-Hexagon) 7 Pcs (6 Sockets + 1 Accessories)	11,14,17,19,22 & 24 mm, L-Handle
E-618 (Hexagon) / E-1218 (Bi-Hexagon) 18 Pcs (14 Sockets + 4 Accessories)	8,9,10,11,12,13,14,15,16,17,18,19,21 & 22 mm, Ext Bar 125 mm,Ext Bar 250 mm,L-Handle
E-624 BM 24 Pcs. (18 Sockets + 6 Accessories)	8, 9, 10, 11, 12, 13, 14, 15, 16, 17, 18, 19, 21, 22, 24, 27, 30, 32mm Ext. Bar 125mm, Ext. Bar 250mm, U-Joint, T-Bar Round Ratchet Handle W/Quick Release/ Spark Plug Socket 21mm
E-624-O (Hexagon) / E-1224-O (Bi-Hexagon) 24 Pcs (19 Sockets + 5 Accessories)	11,12,13,14,15,16,17,18,19,20,21, 22,23,24,26,27,28,30 & 32 mm, Ext Bar 75 mm,Ext Bar 250 mm,U-Joint,T-Bar Oval Ratchet Handle W/Quick Release
E-624-R (Hexagon) E-1224-R (Bi-Hexagon) 24 Pcs (19 Sockets + 5 Accessories)	11, 12, 13, 14, 15, 16, 17, 18, 19, 20, 21, 22, 23, 24, 26, 27, 28, 30 & 32mm Ext. Bar 75 mm, Ext. Bar 250mm,U-Joint, T-Bar Round Ratchet Handle W/Quick Release
E-624-RI (Hexagon) / E-1224-RI (Bi-Hexagon) 24 Pcs (18 Sockets + 6 Accessories)	10,11,12,13,14,15,16,17,18,19,20,21, 22,23,24,27,30 & 32 mm, Ext Bar 125 mm,Ext Bar 250 mm,U-Joint,T-Bar Speeder Handle, Round Ratchet Handle W/Quick Release
E-624-OI (Hexagon) / E-1224-OI (Bi-Hexagon) 24 Pcs (18 Sockets + 6 Accessories)	10,11,12,13,14,15,16,17,18,19,20,21, 22,23,24,27,30 & 32 mm, Ext Bar 125 mm,Ext Bar 250 mm,U-Joint,T-Bar Speeder Handle, Oval Ratchet Handle W/Quick Release
E-627-R (Hexagon) / E-1227-R (Bi-Hexagon) 27 Pcs (22 Sockets + 5 Accessories)	8,9,10,11,12,13,14,15,16,17,18,19,20,21, 22,23,24,26,27,28,30,32 mm, Ext Bar 75 mm,Ext Bar 250 mm,U-Joint,T-Bar,Round Ratchet Handle W/Quick Release
E-627-O (Hexagon) / E-1227-O (Bi-Hexagon) 27 Pcs (22 Sockets + 5 Accessories)	8,9,10,11,12,13,14,15,16,17,18,19,20,21, 22,23,24,26,27,28,30,32 mm, Ext Bar 75 mm,Ext Bar 250 mm,U-Joint,T-Bar, Oval Ratchet Handle W/Quick Release
E-628-R (Hexagon) / E-1224-R (Bi-Hexagon) 28 Pcs (22 Sockets + 6 Accessories)	8,9,10,11,12,13,14,15,16,17,18,19,20,21, 22,23,24,26,27,28,30,32 mm, Ext Bar 75 mm,Ext Bar 250 mm,U-Joint,T-Bar,Speeder HandleRound Ratchet Handle W/Quick Release
E-628-O (Hexagon) / E-1228-O (Bi-Hexagon) 28 Pcs (22 Sockets + 6 Accessories)	8,9,10,11,12,13,14,15,16,17,18,19,20,21, 22,23,24,26,27,28,30,32 mm, Ext Bar 75 mm,Ext Bar 250 mm,U-Joint,T-Bar,Speeder Handle Oval Ratchet Handle W/Quick Release

BLOW MOLD BOX

E-624 BM



3/4" DRIVE SOCKET SET

E-2222



19MM
SQUARE
DRIVE

CHROME
VANADIUM

MIRROR
FINISH

DOUBLE
CHROME
PLATED

SET NO.

CONTENTS

E-616/E-1216-0
16 Pcs (12 Sockets +4Accessories)

Socket Spanners : 21,22,23,24,27,30,32,36,38,41,
46,50mm,T-Bar, Ratchet Handle ,Extension Bars-2

1/4" DRIVE SOCKET SET - CRV


E-2226

CHROME
VANADIUM
STEEL

SQUARE
DRIVE

DOUBLE
CHROME
PLATED

MIRROR
FINISH



CONTENTS

Inner Box
(Qty.)

Outer Box
(Qty.)

38 Pcs (12 Sockets+19 Bits + 7 Accessories)

- Hex Socket Spanners - (4, 4.5, 5, 5.5, 6, 7, 8) 9, 10, 12, 11, 13mm)
- Star Bit - (T10, T15, T20, T25, T30, T40)
- Flat Bits - (4, 6, 7mm)
- Philip Bits - (0, 1, 2, 3 No.)
- Hex Bits - (3, 4, 6, 7, 8mm) • T-Bar 115mm
- U-Joint • Flexible Handle 130mm
- Extension Rod 100 & 50mm • Driver Handle
- Reversible Round Ratchet Handle

1

10



1/4" DRIVE SOCKET SET

E-2226

6.25MM SQUARE DRIVE

CHROME VANADIUM

MIRROR FINISH

DOUBLE CHROME PLATED



SET NO.	CONTENTS
E-416-O 16 Pcs (11 Sockets +5 Accessories)	Socket Spanners 4,4.5,5,5.5,6,7,8,9,10,13mm, Extension Rod 100mm U-Joint,T-Bar 115mm,Driver Handle, Reversible oval ratchet Handle
E-418-O 18 Pcs (12 Sockets + 6 Accessories)	Socket Spanners 4,4.5,5,6,7,8,9,10,11,12 Hex Sockets, 8,10mm Bi Hex Sockets Extension Rod 100 & 54mm, T-Bar 115mm,U-Joint, Reversible Oval Ratchet Handle, Flexible Handle 130mm.
E-418-R 18 Pcs (12 Sockets + 6 Accessories)	Socket Spanners : 4,4.5,5,5.5,6,7,8,9,10,11,12,13 Hex Sockets, Extension Rod 100 & 54mm, T-Bar 115mm, U-Joint, Reversible Round Ratchet Handle, Flexible Handle 130mm.
E-438-R 38 Pcs (12 Sockets + 19 Bit + 7 Accessories)	Socket Spanners : 4,4.5,5,5.5,6,7,8,9,10,11,12,13mm Hex Sockets, 4,5,6,7mm Flat Bit, 3,4,5,6,7,8mm Hex Bit, T-Bar 115mm,0,1,2,3 No.Phillip Bit, T10,T15,T20,T25,T30,T40 Star Bit, Flexible Handle 130mm, Extnsion Rod 150 &54mm U-Joint, Driver Handle, Reversible Round Ratchet Handle.

9 PCS. TORX BIT SOCKET SET

E-3014



CONTENTS	CONTENTS
T 20	T 45
T 25	T 50
T 27	T 55
T 30	T 60
T 40	

1/4" & 1/2" DRIVE SOCKETS & BITS SET

E-694-0

CHROME VANADIUM

SATIN FINISH

WITH KNURLING

SET NO.	CONTENTS
E-694-O	1/4" Drive, Part, 13-6pt., Flank Socket, 4, 4.5, 5, 5.5, 6, 7, 8, 9, 10, 11, 12, 13, 14mm, 13-6pt., Flank Deep Socket 6, 7, 8, 9, 10, 11, 12, 13mm (50mmL), 18-Socket Bit (37mm) Hex 3, 4, 5, 6mm, Star T8, T10, T15, T20, T25, T27, T30 Slotted 4, 5.5, 6.5mm, Phillips PH.1, PH.2, Pozidrive PZ.1, PZ.2 1-Quick-release gear ratchet handle 72 teeth 2-Extension bar 2" & 4", 1-Sliding T handle 1-Universal Joint, 1-Spinner 6", 3 Hex-Key 1.5, 2, 2.5mm
	1/2" DR Part, 17-6 Pt., Flank Socket 10, 11, 12, 13, 14, 15, 16, 17, 18, 19, 20, 21, 22, 24, 27, 30, 31 mm 5-6 Pt., Flank deep socket 14, 15, 17, 19 22mm (77mm) 2-Spark plug socket 16mm & 20.6mm, 1 Quick release gear ratchet handle 72 teeth 2-Extension 5" & 10"
	16.5/16" bit (30mm) Hex 7, 8, 10, 12, Star T40, T45, T50, T55, Slotted 8, 10, 12mm, Phillips PH.3, PH.4 Pozidrive PZ.3, PZ.4, 1 Universal Joint, 1 Bit Holder 1/2" DR. x 5/16" 1-Adapter for extension 3/8" DR. x 1/2" (M)



1/4" DRIVE SOCKET SET

E-2260

CHROME VANADIUM

SATIN FINISH

WITH KNURLING

SET NO.	CONTENTS
E-446-O 46 Pcs. (35 Sockets + 11 Accessories)	Socket Spanners : 4, 4.5, 5, 5.5, 6, 7, 8, 9, 10, 11, 12, 13, 14 Hex Flank Socket, 3, 4, 5, 6, 7, 8mm Hex Socket, 4, 5.5, 7mm Slotted, PH1, PH2, PH3 Phillips, PZ1, PZ2, PZ3 Poz Drive, T8, T10, T15, T20, T25, T30, T40 Star, 2" & 4" Extension Bar, Ratchet Handle, Universal Joint, Sliding T Handle, 6" Spinner, Flexible Extension, 1.27, 1.5, 2, 2.5mm Hex Key.





OVAL HEAD RACHET

E-2203

HEXAGONAL & BIHEXAGONAL JAWS 1/2"

CHROME VANADIUM

MIRROR FINISH

DOUBLE CHROME PLATED

SIZE (Inch)	Inner Box (Qty.)	Outer Box (Qty.)
1/2" Dr.	41	250
3/4"	71	620



SLIDING T-BAR

E-2210

HEXAGONAL & BIHEXAGONAL JAWS 1/2"

CHROME VANADIUM

MIRROR FINISH

DOUBLE CHROME PLATED

SIZE (Inch)	ITEM CODE	D mm	L mm
1/2" Dr.	E-2210	24	250
3/4" Dr.	E-2221	24	400



ROUND HEAD RACHET HANDLE WITH QUICK RELEASE

E-2204


HEXAGONAL & BIHEXAGONAL JAWS 1/2"

CHROME VANADIUM

MIRROR FINISH

DOUBLE CHROME PLATED

SIZE (Inch)	D mm	L mm
1/2" Dr.	41	250



L-HANDLE

E-2211

HEXAGONAL & BIHEXAGONAL JAWS 1/2"

CHROME VANADIUM

MIRROR FINISH

DOUBLE CHROME PLATED

SIZE (Inch)	D mm	L mm
1/2" Dr.	12	200



SPEEDER HANDLE

E-2205


HEXAGONAL & BIHEXAGONAL JAWS 1/2"

CHROME VANADIUM

MIRROR FINISH

DOUBLE CHROME PLATED

SIZE (Inch)	D mm	L mm
1/2" Dr.	12	400



SPARK PLUG SOCKET

E-2212/ E-2213

HEXAGONAL & BIHEXAGONAL JAWS 1/2"

CHROME VANADIUM

MIRROR FINISH

DOUBLE CHROME PLATED

SIZE (Inch)	ITEM CODE	D mm	L mm
16"	E-2212	22	67
21"	E-2213	28	67



UNIVERSAL JOINT

E-2206

HEXAGONAL & BIHEXAGONAL JAWS 1/2"

CHROME VANADIUM

MIRROR FINISH

DOUBLE CHROME PLATED

SIZE (Inch)	D mm	L mm
1/2" Dr.	25	72



SOCKET ADAPTOR

E-2205

HEXAGONAL & BIHEXAGONAL JAWS 1/2"

CHROME VANADIUM

MIRROR FINISH

DOUBLE CHROME PLATED

SIZE (Inch)	ITEM CODE	D mm	L mm
1/2M 3/8F	E-2214	24	35
1/2M 3/4F	E-2215	24	35



EXTENSION BAR

E-2207 / E-2208 / E-2209 / E-2219

HEXAGONAL & BIHEXAGONAL JAWS 1/2"

CHROME VANADIUM

MIRROR FINISH

DOUBLE CHROME PLATED

SIZE (Inch)	ITEM CODE	D mm	L mm
1/2" Dr.	E-2207	24	75
1/2" Dr.	E-2208	24	125
1/2" Dr.	E-2209	24	250
3/4" Dr.	E-2219	44	200
3/4" Dr.	E-2219	44	400



SWIVEL HEAD

E-2216/ E-2217


HEXAGONAL & BIHEXAGONAL JAWS 1/2"

CHROME VANADIUM

MIRROR FINISH

DOUBLE CHROME PLATED

SIZE (Inch)	ITEM CODE	D mm	L mm
1/2" Dr.	E-2216	20	380
1/2" Dr.	E-2217	20	430





1/2" DRIVE HEX & BI-HEX SOCKET SPANNERS

E-2201



CHROME VANADIUM

MIRROR FINISH

DOUBLE CHROME PLATED

SIZE (mm)	D1 mm	D1 mm	L mm	SIZE (Inch.)	D1 mm	D1 mm	L mm
8	13	22	38	20	28	25	38
9	14	22	38	21	29	25	38
10	15	22	38	22	30	27	40
11	17	22	38	23	32	28	40
12	18	22	38	24	33	29	40
13	19	22	38	25	34	29	40
14	20	22	38	26	35	29	40
15	22	22	38	27	36	33	45
16	23	23	38	28	38	33	45
17	24	24	38	29	39	33	45
18	25	25	38	30	40	34	45
10	26	25	38	32	42	36	45

1/2" DRIVE IMPACT SOCKET

E-2223



CHROME MOLYBDENUM

BLACK

SQUARE DRIVE

SIZE (mm)	D1 mm	D1 mm	L mm	SIZE (Inch.)	D1 mm	D1 mm	L mm
8	15	25	38	20	31	30	39
9	16	25	38	21	32	30	39
10	18	25	38	22	33	30	39
11	19	25	38	23	34	30	41
12	20	25	38	24	35	30	41
13	21	25	38	25	37	30	41
14	23	25	38	26	38	30	44
15	24	30	38	27	39	30	44
16	25	30	38	28	40	30	46
17	26	30	38	29	42	30	46
18	28	30	38	30	43	30	50
19	29	30	38	32	45	30	50

1/2" DRIVE BI-HEX DEEP SOCKET

E-2225



CHROME MOLYBDENUM

MIRROR FINISH

DOUBLE CHROME PLATED

SIZE (mm)	D1 mm	D1 mm	L mm	SIZE (Inch.)	D1 mm	D1 mm	L mm
8	15	22	78	19	26	24	78
10	15	22	78	21	29	25	78
12	18	22	78	27	33	26	78
13	19	22	78	30	36	26	78
14	20	22	78	30	40	28	78
17	24	22	78				

3/4" DRIVE HEX SOCKET

E-2221



CHROME VANADIUM

MIRROR FINISH

DOUBLE CHROME PLATED

SIZE (mm)	D1 mm	D1 mm	L mm
22	32	34	52
24	35	35	52
27	38	36	52
30	42	38	52
32	44	38	52
34	44	38	52
36	50	40	55
38	53	42	58
41	57	44	65
46	63	46	70
50	68	48	74
55	74	50	80
60	80	60	80
65	86	60	83
70	92	60	88

1/2" DRIVE BI-HEX BIT SOCKET

E-2224



CHROME MOLYBDENUM

MIRROR FINISH

DOUBLE CHROME PLATED

SIZE (mm)	D1 mm	D1 mm	L mm	SIZE (Inch.)	D1 mm	D1 mm	L mm
4	4	24	55	10	10	24	55
5	5	24	55	12	12	24	55
6	6	24	55	14	14	24	55
7	7	24	55	17	17	24	55
8	8	24	55	19	19	24	55



1/2" DRIVE TORX SOCKET

E-2226-S

CHROME MOLYBDENUM MIRROR FINISH DOUBLE CHROME PLATED

SIZE (Inch.)	SIZE (Inch.)
T20	T45
T25	T50
T27	T55
T30	T60
T40	



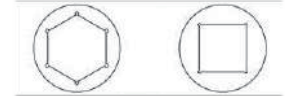
FEATURES OF OUR SOCKET & IMPACT SPANNERS

SOCKET SPANNERS

- * Made of high grade CHROME VANADIUM steel.
- * Hardened & Tempered.
- * Double Nickel and Chrome plated.



* Special small round corner design reduces the inner Stress and prevent damage to the tip of Hex Nuts.

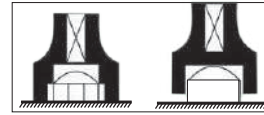


IMPACT SOCKET SPANNERS

- * Made of high grade CHROME MOLYBDENUM Steel.
- * Hardened & Tempered.
- * Industrial Black Finish.



* Both ends on a concentrical line to reduce vibration.



Eastman

Others

1/2" DRIVE FLAT SOCKET

E-2227

CHROME MOLYBDENUM MIRROR FINISH DOUBLE CHROME PLATED

SIZE (mm)
1.2mm X 8mm
1.6mm X 10mm
2.0 X 12mm
2.5 X 14mm
2.5 X 16mm



HEX ALLEN KEY SETS (SHORT PATTERN)

E-2401

CHAMFERED HEADS

PROPER HEAT TREATMENT 48-52 HRC

CHROME VANADIUM

BLACK FINISH



SIZE (Inch.)	Inner Box (Qty.)	Outer Box (Qty.)	SIZE (Inch.)	Inner Box (Qty.)	Outer Box (Qty.)
1.5		100	32		-
2		100	36		-
2.5		100	1/6"		100
3		100	5/64"		100
4		100	3/32"		100
5		100	1/8"		100
6		50	5/32"		100
8		25	3/16"		50
10		25	7/32"		50
12		10	1/4"		50
14		10	5/16"		25
17		10	3/8"		25
19		10	1/2"		10
22		-	9/16"		10
24		-	5/8"		10
27		-			

1/2" DRIVE STAR SOCKET

E-2228

CHROME MOLYBDENUM MIRROR FINISH DOUBLE CHROME PLATED

SIZE (Inch.)	SIZE (Inch.)
E10	E16
E11	E18
E12	E20
E14	E24



HEX ALLEN KEY SETS (LONG PATTERN)

E-2402

CHAMFERED HEADS

PROPER HEAT TREATMENT 48-52 HRC

BLACK FINISH



1/2" DRIVE PHILIP BIT SOCKET

E-2229

CHROME MOLYBDENUM MIRROR FINISH DOUBLE CHROME PLATED

SIZE (mm)
PHILIP NO.2
PHILIP NO.3
PHILIP NO.4



SIZE (mm)	Inner Box (Qty.)	Outer Box (Qty.)	SIZE (Inch.)	Inner Box (Qty.)	Outer Box (Qty.)
1.5		25	1/6"		25
2		25	5/64"		25
2.5		25	3/32"		25
3		25	1/8"		25
4		10	5/32"		10
5		10	3/16"		10
6		5	7/32"		10
8		5	1/4"		5
10		5			



TEMPER STAR ALLEN KEY SETS (WITH HOLE)

EAK-2407H



- PROPER HEAT TREATMENT 48-52 HRC
- PLASTIC HOLDER PACKING
- CHROME VANADIUM
- BLACK

CONTENTS	Outer Box (Qty.)
7 PCS SET (T10, T15, T20, T25, T27, T30, T40)	48

STAR ALLEN KEY SETS (SHORT PATTERN)

EAK-2407

- PROPER HEAT TREATMENT 48-52 HRC
- PLASTIC HOLDER PACKING
- CHROME VANADIUM
- BLACK




CONTENTS	Outer Box (Qty.)
7 PCS SET (T10, T15, T20, T25, T30, T40)	48

HEX ALLEN KEY SETS (LONG PATTERN)

EAK-2408

- CHAMFERED HEADS
- PROPER HEAT TREATMENT 48-52 HRC
- FOLDING PLASTIC HOLDER PACKING
- BLACK



SIZE (Inch.)	Outer Box (Qty.)
9 PCS SET (SIZE WW) 1/16", 5/64", 3/32", 1/8", 5/32", 3/16", 7/32", 1/4", 5/16", 3/8"	48
9 PCS SET (SIZE MM) 1, 5, 2, 2.5, 3, 5, 6, 8, 10	48

HEX ALLEN KEY SETS (SHORT PATTERN)

EAK-2403



- CHAMFERED HEADS
- PROPER HEAT TREATMENT 48-52 HRC
- SLIDING BOX PACKING
- CHROME VANADIUM
- BLACK

CONTENTS	Outer Box (Qty.)
9 PCS SET (SIZE WW) 48 1/16", 5/64", 3/32", 1/8", 5/32", 3/16", 1/4", 5/16", 3/8"	48
9 PCS SET (SIZE MM) 1, 5, 2, 2.5, 3, 5, 6, 8, 10	48

IMPACT DRIVER BIT SET 80MM

EID-5002

CRV STEEL

HEAT TREATED & CHROME PLATED



CONTENTS	Inner Box (Qty.)	Outer Box (Qty.)
5/16 Hex Bit in sand finish, Ph#2, Ph#3, Slot 8mm, Slot 10mm *80	40	120

IMPACT DRIVER SET 7 PCS.

EID-1900-01

CARBON STEEL

HEAT TREATED & CHROME PLATED



CONTENTS	Inner Box (Qty.)	Outer Box (Qty.)
Ph#1, Ph#2, Slot 4mm Slot 5mm* 50mm	12	36

DOUBLE END MAGNETIC BIT SET

EID-2256

S2 + CHAMBER

FINISH MIRROR COPPER

MAGNETIC



CONTENTS	Inner Box (Qty.)	Outer Box (Qty.)
PH2 - PH2 (++)	10	100
PH2 - SL6 (+-)	10	100

6 PCS. PRECISION SCREW DRIVER SET

E-3015

CONTENTS (mm)	Inner Box (Qty.)	Outer Box (Qty.)
# 1+		
# 0+		
1.4		
2.0		
2.4		
3.0		





IMPACT DRIVE SET

E-2601

CARBON STEEL HEAT TREATED CHROME PLATED



CONTENTS

- 4-26mm x 5/16" Power Bit
- 1 - Philip No. 2 & 3
- 1 - Slotted : 8mm & 10mm
- 1 - 1/2" drive impact driver
- 1 - 1/2" drive 5/16" Bit Holder
- 1 - Blow Case

IMPACT DRIVE SET

E-2602



CONTENTS

- 4-36mm x 5/16" Power Bit
- 1 - Philip No. 2 & 3
- 1 - Slotted : 8mm & 10mm
- 1 - 1/2" drive impact driver
- 1 - 1/2" drive 5/16" Bit Holder
- 1 - Metal Case

SOCKET ADAPTER POWER BITS HEAT TREATED CARBON STEEL CHROME PLATED

IMPACT DRIVE SET

E-2604

SOCKET ADAPTER POWER BITS HEAT TREATED CARBON STEEL CHROME PLATED

CONTENTS

- 4-36mm x 5/16" Power Bit
- Philip No. 2 & 3
- Slotted : 8mm & 10mm
- 2-80* 5/16" Hex Bit
- Philip No. 2 & 3
- 1 - 1/2" driver impact driver
- 1 - 1/2" drive 5/16" Bit Holder
- 1 - Blow Case

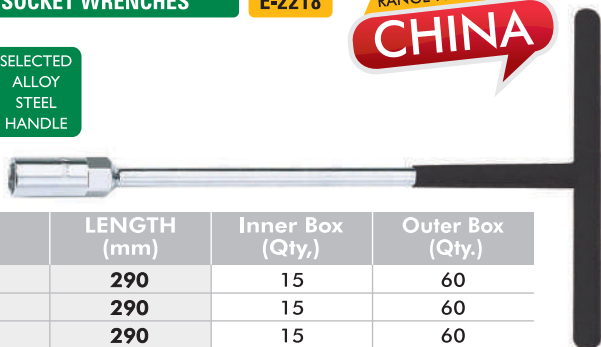


T-HANDLE SOCKET WRENCHES

E-2218

RANGE FROM
CHINA

CHROME VANADIUM STEEL SOCKET SELECTED ALLOY STEEL HANDLE



SIZE (mm)	LENGTH (mm)	Inner Box (Qty.)	Outer Box (Qty.)
6	290	15	60
7	290	15	60
8	290	15	60
9	290	15	60
10	290	15	60
11	290	15	60
12	290	15	60
13	290	15	60
14	290	15	60
15	290	15	60

RANGE FROM

CHINA

LOCK GRIP PLIER

E-2027C

CRV STEEL



new Launch

- * Transparent white bag then Colour box Individual packaging.
- * Engarved Eastman Branding with specifications tag
- * Length 225 mm | Opening Capacity : 40 mm With 5 mm Hex Key Control

SIZE (inch / mm)	Inner Box (Qty.)	Outer Box (Qty.)
10"	1	48

C CLAMP PLIER

E-2253

- Transparent white bag then Colour box Individual packaging.
- Engarved Eastman Branding with specifications tag
- HARDNESS 38 TO 48 HRC | Length 290 mm
- Opening Capacity : 85.9 mm
- With 5 mm Hex Key Control

new Launch



SELECTED ALLOY STEEL KNURLED HANDLE

SIZE (inch / mm)	Inner Box (Qty.)	Outer Box (Qty.)
11"	1	24

AVIATION SNIP

E-2254

- Blade CRV
- Overall heat Salt treated HRC 42 - 46.
- Edge Salt Treated HRC 56-60.
- Jaws with Anti Skid foundation.
- Cutting capacity for iron sheet 0.6 - 1mm
- Cutting capacity for stainless sheet 0.5 mm
- Double Colour sleeve (Heavy Duty)

new Launch



SIZE (inch / mm)	Inner Box (Qty.)	Outer Box (Qty.)
10"	6	36

TIN CUTTER

E-2255

- Fully Drop Forged selected Alloy steel | Full polished head.
- Cutting edge Induction quenched. | HRC 55-60
- Cutting capacity for iron sheet 0.6 - 1mm
- Dipped Sleeve Handle



new Launch

SIZE (inch / mm)	Inner Box (Qty.)	Outer Box (Qty.)
8"	6	72
10"	6	36
12"	6	36
14"	6	36



PVC CUTTER

E-3013



SIZE (mm)	Inner Box (Qty.)	Outer Box (Qty.)
26	12	72
42	6	48

HAND RIVETER

E-3012



SIZE (mm)	Inner Box (Qty.)	Outer Box (Qty.)
255	10	40
321	6	24

HAND RIVETER STEEL BODY

E-3012A



SIZE (mm)	Inner Box (Qty.)	Outer Box (Qty.)
509	1	12

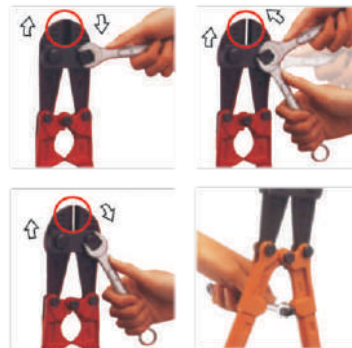
BOLT CUTTER WITH MOLYBDENUM STEEL BLADES

EBC-01



ADJUSTABLE
JAWS,
HEAVY RUBBER
GRIP

CODE	SIZE (Inch)	SIZE (mm)	Outer Box (Qty.)
EBC 08	8	200	60
EBC 12	12	300	24
EBC 14	14	350	24
EBC 18	18	450	12
EBC 24	24	600	12
EBC 30	30	750	6
EBC 36	36	900	4
EBC 42	42	1050	2



BLADE
Chrome Molybdenum Steel

HAND GRIP
Carbon Steel Drop Forged
Double Tubular Handle Designed For Strong Cutting Force

CUTTING JAWS
8.8 Nuts & Bolt
30-35 HRC
55-60 HRC

HARDNESS
Hand Grip 35-43 HRC





POWER TOOLS ACCESSORIES

BLACK / GREEN ABRASIVE : GRINDING & CUTTING WHEELS

- Material** : Made from Selected High Quality Abrasive & Re-inforced by Fibre Glass Net
- Characteristics** : High Tensile & Anti-shock strength & resistance to bending
- Application** : Metallic and Non-metallic cutting & grinding



CODE	WHEEL DIA	WHEEL THICKNESS (mm)	WHEEL BORE DIA (mm)	NET
FAPTECW-355A	355	2.8	25.4	1
FAPTECW-105	105	1.2	16	2
FAPTECW-125A	125	1.2	22	2
FAPEGW-100	100	6.2	16	2.5
EGW-125	125	6.2	22.23	3
FAPTECW-355AG	355	2.8	25.4	1
FAPTECW-105G	105	1.2	16	2
FAPTECW-125G	125	1.2	22	2

RED ABRASIVE : GRINDING & CUTTING WHEELS

- Material** : Made from Selected High Quality Abrasive & Re-inforced by Fibre Glass Net
- Characteristics** : High Tensile & Anti-shock strength & resistance to bending
- Application** : Metallic and Non-metallic cutting & grinding



CODE	SIZE (mm)	NET	INNER PACKING	OUTER PACKING
ERCW-107N	107x1x16	2	50	200
ERCW-125N	125x1.2x22	2	25	600
ERCW-355N-2	355x2.5x25.4	2	5	30
ERCW-355N-1	355x2.5x25.4	1	5	30
ERGW-100N	100x6x16	2.5	10	200

DRILL CHUCKS

CODE	SIZE (mm)	INNER PACKING	OUTER PACKING
EDCK-10	10	1	50
EDCK-13	13	1	50



MARBLE BLADES



- Material** : C40
- Characteristics** : Durable Long Life
- Application** : Used For Cutting Marble, Graphite, Kota & Tiles

CODE	WHEEL DIA	SEGMENT SIZE	INNER WHOLE
MARBLE BLADE FAPEMB-110	110mm	10mm	20mm

FLAP DISCS

Calcalned Aluminium Oxide



CODE	FLAP SIZE (mm)	FLAP Nos.	GRIT	INNER PACKING	OUTER PACKING
EFD100-40	24x16	72	A40	20	200
EFD100-60	24x16	72	A60	20	200
EFD100-80	24x16	72	A80	20	200
EFD100-100	24x16	72	A120	20	200

TCT BLADES

- Material** : Steel Body & Tungsten Carbide Tips
- Characteristics** : Original YGB Tips professionally design for cutting
- Application** : Cutting Dry, Hard & Soft Wood & Shaving & Wood Fibre Boards



CODE	WHEEL DIA		WHEEL THICKNESS (mm)	KARF (mm)	WHEEL BORE DIA (mm)	TEETH NOS.
	(inch)	(mm)				
ETBW 110-30	4	110	1.2	1.8	20	30
ETBW 110-40	4	110	1.2	1.8	20	40
ETBW 125-40	5	125	1.2	1.8	25.4	40
ETBW 125-60	5	125	1.2	1.8	25.4	60
ETBW 180-40	7	180	1.3	2.2	25.4	40
ETBW 180-60	7	180	1.3	2.2	25.4	60
ETBW 200-40	8	200	1.5	2.2	25.4	40
ETBW 200-60	8	200	1.5	2.2	25.4	60
ETBW 250-40	10	250	2	3	25.4	40
ETBW 250-60	10	250	2	3	25.4	60
ETBW 300-100	12	300	2	3	25.4	100
ETBVV 300-120	12	300	2	3	25.4	120
ETBW 300-120*	12	300	2	3	25.4	120
ETBW 350-100	14	350	2.2	3.2	25.4	120
ETBW 350-120*	14	350	2.2	3.2	25.4	120

TWISTED KNOT BRUSHES


- Material** : Twist Knot Stainless Steel Wires
- Characteristics** : Crimped Wire for Paint and Rust removal
- Application** : Used in Construction & Installation work, Polishing & Grinding Tools to Remove Rust, Paint Bur & Welding seams



CODE	SIZE (mm)	THREAD	NO LOAD SPEED	INNER PACKING	OUTER PACKING
EWCB-75M10	75x10	M10	12500	1	100
EWCB-75M14	75x14	M14	12500	1	100
EWCB-100M14N	100x14	M14	8500	1	150



LAB TESTING FACILITIES



全功能扭力壽
Full-Function Torque





SCAFFOLDING ACCESSORIES

JACK & BASE PLATES



Adjustable U - Head



Adjustable Base Jack



Jack Nut



Four Way Head

FORMWORK SYSTEM



Wing Nut



Three Wing Anchor Nut



Waler Plate With Nut




Waler Plate



Water Barrier / Disc



Rapid Clamp



Wedge Clamp



Tie Rod (Size 1 to 6m)

FRAMES



Flip Brace Locks

COUPLERS



Forged Steel Double Coupler



Forged Steel Swivel Coupler



Forged Steel Putlog Coupler



Forged Steel Sleeve Coupler



Forged Steel Girder Coupler



Pressed Steel Putlog Coupler



Forged Steel Couplers



Shoring System



Formwork System



Frame System



Cup Lock System



Jack & Base Plates



Vision

Achieve Leadership status in Professional hand tools business In India by best in class Products and Services



Mission

Build Human capital way of changed for a self driven, efficient & responsive war machine leveraging processes, & technology to win trust of customers & Stake Holders



Values

Excellence in Working Relationship at all levels,

- Well Being of Human Resource
- Passion for Initiatives & Innovation
- Sleep with smile



Eastman[®] CAST & FORGE LTD.

- 📍 G.T. Road, Near Airport, Ludhiana - 141120, Punjab (INDIA)
- ☎ +91-161-5211071-75 (5 Lines) : +91-0161-2511440-43 (4 Lines)
- 📠 +91-0161-2511444
- ✉ ecfl@eastmanhandtools.com